



ORAC[®]
D E C O R

FREE YOUR
PERSONALITY

ORAC[®]
D E C O R

FREE YOUR *PERSONALITY*

en

Show who you are.

Whoever you are, wherever you live, you are you and you want to show it. In your house, in your environment, in the place you call home. Find your own style and put your personality in the spotlight. Whether you prefer a masterful modern or character-filled classic style, this collection of original skirting boards, elegant cornices, stylish panel mouldings and innovative indirect lighting will transform your house into a dream home. A unique place that says who you are and how you approach life. But enough about us: let's talk about you.

nl

Toon wie je bent.

Wie je ook bent. Waar je ook woont. Jij bent jij en dat wil je tonen. In je woning, in je omgeving, in de plek die jij thuis noemt. Ga voor je eigen stijl en zet je persoonlijkheid in de verf. Magistraal modern of karaktervol klassiek: met deze collectie originele plinten, sierlijke kroon- en wandlijsten en innovatieve indirecte verlichting tover je je huis om tot een droomplek die barst van karakter. Een unieke plek die zegt wie jij bent en hoe jij in het leven staat. Maar genoeg over ons: wie ben jij?

fr

Montrez qui vous êtes.

Qui que vous soyez. Quel que soit l'endroit où vous habitez. Vous êtes vous et vous voulez le montrer. Dans votre logement, dans votre environnement, dans l'endroit que vous considérez comme votre foyer. Affirmez votre propre style et mettez votre personnalité en avant. Carrément moderne ou typiquement classique : cette collection de plinthes originales, de corniches et de cimaises élégantes et d'éclairage indirect innovant va transformer votre maison en un lieu de rêve éclatant de caractère. Un endroit unique qui révèle votre personnalité et votre manière de voir la vie. Mais assez parlé de nous: qui êtes-vous ?

de

Zeigen Sie, wer Sie sind.

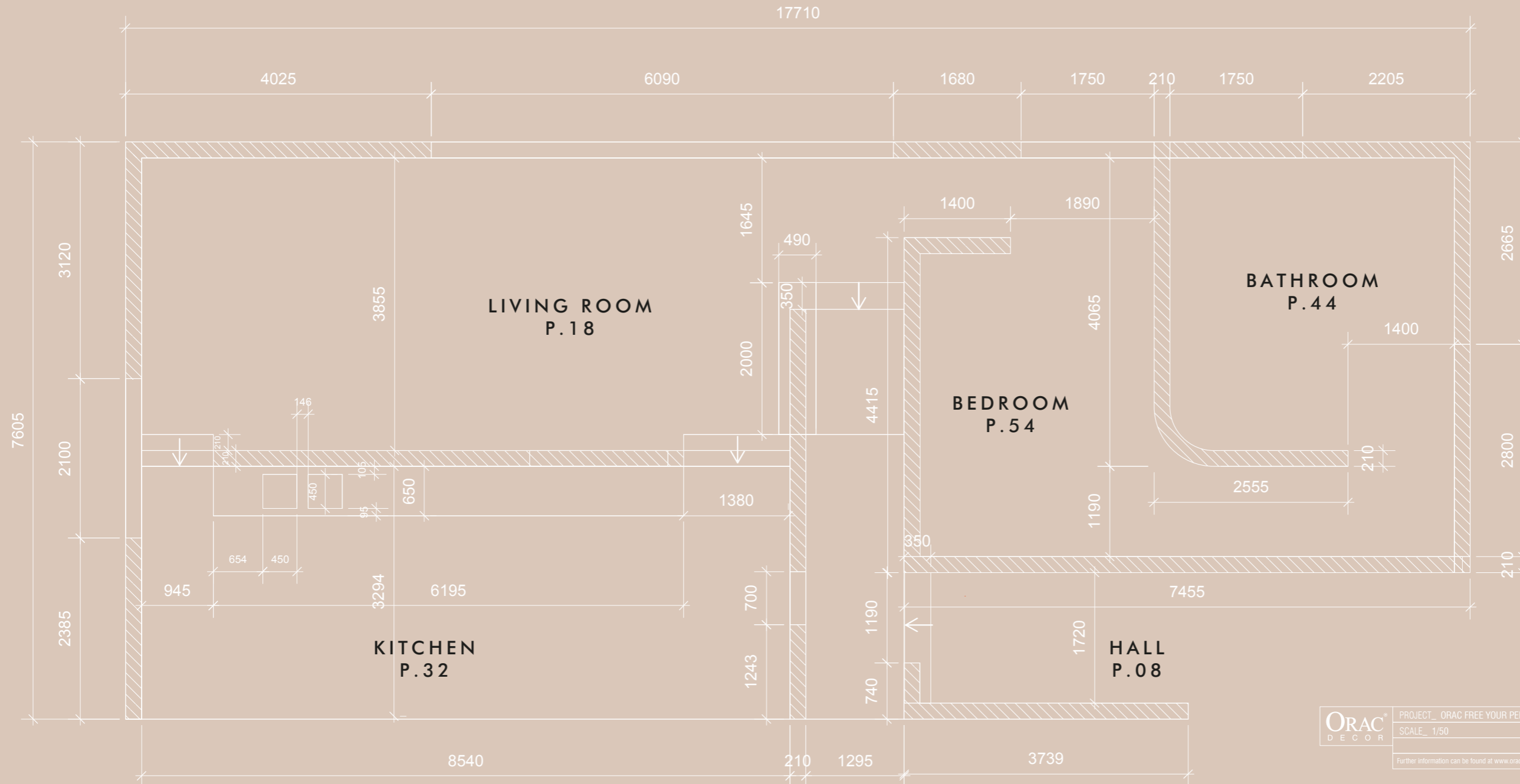
Wer auch immer Sie sind. Wo auch immer Sie wohnen. Sie sind Sie und das wollen Sie zeigen. In Ihrer Wohnung, in Ihrem Umfeld, an dem Ort, den Sie Ihr Zuhause nennen. Entscheiden Sie sich für Ihren eigenen Stil und heben Sie Ihre Persönlichkeit hervor. Meisterhaft modern oder charaktervoll klassisch: Mit dieser Kollektion originaler Sockelleisten, eleganter Fries- und Wandleisten und innovativer indirekter Beleuchtung verwandeln Sie Ihr Zuhause in einen traumhaften Ort voller Charakter. Ein einzigartiger Ort, der zum Ausdruck bringt, wer Sie sind und wie Sie leben. Wir haben genug über uns gesprochen: wer sind Sie?

es

Muéstrese como es.

Sea quien sea. Viva donde viva. Usted es como es y así quiere mostrarse. En su vivienda, en su entorno, en el lugar al que llama hogar. Encuentre su propio estilo y refleje su personalidad. Magistralmente moderno o clásico: con esta colección de zócalos originales, decorativas cornisas y molduras y la innovadora iluminación indirecta, convertirá su casa en un lugar de ensueño lleno de personalidad. Un lugar único que muestra quién es usted y cuál es su actitud en la vida. Pero dejemos de hablar sobre nosotros: ¿quién es usted?

Your style, your space.



| | | |
|--|---|---|
| ORAC [®] DECOR | PROJECT_ ORAC FREE YOUR PERSONALITY HOUSE | Bliekofstraat 82 8400 Doornik, België T +32 (0)59 80 32 52 F +32 (0)59 80 28 10 info@oracdecor.com www.oracdecor.com |
| | SCALE_ 1/50 | |
| Further information can be found at www.oracdecor.com | | Version 1.0 |

en

Your style, your space.

From living room to bedroom, kitchen to bathroom: be inspired by our projects and create your own dream world. The only limit is your own creativity. Welcome to your interior.

nl

Jouw stijl, jouw ruimte.

Van woonkamer tot slaapkamer, van keuken tot badkamer: laat je inspireren door onze ideeën en creëer je eigen droomwereld. De enige beperking is je eigen creativiteit. Welkom in jouw interieur.

fr

Votre style, votre espace.

Du salon à la chambre à coucher, de la cuisine à la salle de bains : laissez-vous inspirer par nos idées et créez votre propre univers de rêve. Votre créativité sera votre seule limite. Bienvenue chez vous.

de

Ihr Stil, Ihr Raum.

Von Wohnzimmer bis Schlafzimmer, von Küche bis Badezimmer: lassen Sie sich von unseren Beispielen inspirieren und gestalten Sie Ihre eigene Traumwelt. Die einzige Einschränkung ist Ihre eigene Kreativität. Willkommen in Ihrem Interieur.

es

Su estilo, su espacio.

Desde la sala de estar hasta el dormitorio, desde la cocina hasta el cuarto de baño: déjese inspirar por nuestras ideas y cree su propio mundo de ensueño. La única limitación es su propia creatividad. Bienvenido a su interior.

9:00am *In the*
HALL



A BITE OF
PERSONALITY



Light in the darkness.

Create your own
unique fixtures.



nl

Licht in het duister.
Creëer jouw eigen unieke
armatuur!

fr

Lumière dans l'obscurité.
Créez votre espace unique !


de

Licht in der Dunkelheit.
Gestalten Sie Ihre eigene
einzigartige Leuchte!

es

Luz en la oscuridad.
¡Cree su propio espacio!

HALL



- 1 C380 p.131
- 2 C383 p.131
- 3 SX181 p.120
- 4 C380 p.131
- 5 C991 p.89
- 6 C357 p.128
- 7 SX157 p.118

- 1 P8030 p.106
- 2 P4020 p.106
- 3 SX118 p.120
- 4 C339 p.90

HALL





nl

Kale muren tover je in geen tijd om tot een echte blikvanger.

fr

Des murs dépouillés accrocheront instantanément le regard.

de

Kahle Wände verwandeln Sie im Handumdrehen zu einem echten Blickfang.

es


Convierta las paredes desnudas en llamativas en un abrir y cerrar de ojos.

HALL

- 1 DX121-2300 p.112
- 2 SX155 p.119
- 3 D503 p.151
- 4 SX122 p.118
- 5 P8030 p.106
- 6 C339 p.90



Transform bare walls into eye-catching elevations.



Who said your hall needs to be a dark and boring space?

HALL



1 C381



nl

Uw hal een donkere, saaie plaats?
Niets van!

fr

Votre hall est un espace sombre et ennuyeux ?
Il y a plein de possibilités !

de

Ihr Flur ist ein langweiliger, dunkler Ort?
Stimmt nicht!

es

¿Tiene un recibidor oscuro y aburrido?
¡Dele vida y luz!

1 C381 p.131

2 SX181 p.120

3 C341 p.88

4 DX121-2300 p.112

5 P8030 p.106

6 SX118 p.120




PERSONALITY
IS YOUR BEST OUTFIT

9:00pm *In the*
LIVING ROOM



LIVING ROOM

- ❶ C380 p.131
- ❷ SX181 p.120
- ❸ C902 p.129
- ❹ P8020 p.106
- ❺ P8050 p.108
- ❻ SX118 p.120



❷ SX181

LIVING ROOM

nl

Winnende combinatie.
Plaats je indirecte verlichting onder je kroonlijst voor een verruimend effect.

fr

Combinaison gagnante.
Placez votre éclairage indirect sous votre corniche pour une sensation d'espace.

de

Vorteilhafte Kombination.
Für einen vergrößernden Effekt bringen Sie die indirekte Beleuchtung unter Ihrer Friesleiste an.

es

Combinación ganadora.
Coloque la iluminación indirecta debajo de la cornisa para obtener un efecto de mayor amplitud.

- ❶ C396 p.135
- ❷ C395 p.135
- ❸ SX187 p.118
- ❹ C990 + 2X P9900 p.92
- ❺ C381 p.131
- ❻ SX181 p.120



A winning combination.

Place your indirect lighting under your cornice for a more spacious effect.





nl
De muur als canvas.
Met behulp van onze
wandlijsten verander je jouw
muur in een kunstwerk.

fr
Le mur comme canevas.
Transformez votre mur en
œuvre d'art grâce à nos
cimaises.

de
Die Wand als Leinwand.
Mithilfe unserer Wandleisten
wird Ihre Wand zu einem
Kunstwerk.

es
La pared como lienzo.
Con nuestras molduras, su
pared será una obra de arte.

Our panel
mouldings will
transform your
wall into a
work of art.

Use
your
wall
as a
blank
canvas.




- 1 P9010 p.107
- 2 P4020 p.106
- 3 P8020 p.106
- 4 SX118 p.120
- 5 PX103 p.110
- 6 SX155 p.119
- 7 C219 p.93

LIVING ROOM






LIVING ROOM



- ❶ P8030 p.106
- ❷ C344 p.95
- ❸ P8020 p.106
- ❹ P4020 p.106
- ❺ SX118 p.120



Instant class.

Panelling will take your space to the next level.

nl

Instant klasse.
Al dan niet subtiele lambrisering tilt de ruimte naar een hoger niveau.

fr

La classe instantanée.
Un lambris discret élève l'espace.

de

Spontane Eleganz.
Beispielsweise wird der Raum durch eine subtile Täfelung aufgewertet.

es

Clase al momento.
Eleve el nivel de la estancia con molduras, discretas o llamativas.



Make spaces appear higher.

Paint the cornice moulding
along with the ceiling.

nl

Laat je ruimte hoger lijken.
Schilder de kroonlijsten mee met
het plafond.

fr

Agrandissez visuellement
votre espace.
Peignez les corniches dans la
même couleur que le plafond.

de

Lassen Sie Ihren
Raum höher wirken.
Streichen Sie die Friesleisten im
selben Ton wie die Decke.

es



Haga que la estancia
parezca más alta.
Pinte las cornisas del mismo color
que el techo.

LIVING ROOM

❶ C392 p.95

❷ PX116 p.110

❸ SX181 p.120





1 C354 p.86



1

LIVING ROOM



1

4:00pm *In the*
KITCHEN



PERSONALITY
IS THE BEST EXCUSE

Elegant transition.

Our cornice mouldings will tastefully hide any small imperfections between the wall and the ceiling.

1



KITCHEN



3 C990 + 2x P9900

nl

Elegante overgang.
Kleine oneffenheden tussen muur en plafond verberg je slim met onze kroonlijsten.

fr

Transition élégante.
Nos corniches dissimulent subtilement les petites imperfections entre le mur et le plafond.

de

Eleganter Übergang.
Geringfügige Unregelmäßigkeiten zwischen Wand und Decke lassen sich mit unseren Friesleisten clever verbergen.

es

Transición elegante.
Esconda las pequeñas irregularidades entre la pared y el techo con nuestras cornisas.

1 C991 p.89

2 SX180 p.120

3 C990 + 2x P9900 p.92

4 SX181 p.120

KITCHEN



- ❶ C344 p.95
- ❷ P8030 p.106
- ❸ P4020 p.106
- ❹ SX118 p.120



❹ SX118

KITCHEN

- ❶ CB503 p.101
- ❷ DX157-2300 p.150
- ❸ SX162 p.111
- ❹ PX120 p.111
- ❺ R66 p.146



nl

Grafische lijnen en patronen maken het interieur net iets spannender.

fr

Les lignes et les modèles graphiques rendent votre intérieur plus dynamique.

de

Grafische Linien und Muster verleihen dem Innenraum das gewisse Etwas.

es

Consiga un interior más seductor gracias a las líneas gráficas y los patrones.

Graphic lines and patterns

accentuate the interior.





KITCHEN



nl

Wees origineel.
Wie zegt dat lambrisering
onderaan hoort?

fr

Soyez original.
Qui a dit que les lambris devaient
aller au fond ?

de

Sei originell.
Wer sagt, dass
Wandvertäfelungen nur am
Boden sein müssen?

es

Sea original.
¿Quién dice que los paneles
tienen que ir en la parte inferior?

Be original.

Who says panelling has to go
at the bottom?

❶ C217 p.88

❷ PX113 p.111

❸ SX137 p.119



Stately cornice mouldings

are the perfect finish
for your space.

nl

Statige kroonlijsten maken jouw ruimte helemaal af!

fr

Des corniches imposantes terminent parfaitement votre espace !

de

Stattliche Friesleisten runden Ihren Raum ganzheitlich ab!


es

¡Unas majestuosas cornisas dan el toque final a la estancia!

KITCHEN



1 C343 p.94



WEAR YOUR
PERSONALITY
WITH PRIDE



11:00am *In the*
BATHROOM

❶ DX174-2300 p.150

❷ PX175 p.111


❸ D340 p.150

❹ SX173 p.119

BATHROOM



Water-resistant. ——— Your bathroom deserves a beautiful finish too.



nl

Waterbestendig.
Ook je badkamer verdient een mooie afwerking!

fr

Résistant à l'eau.
Votre salle de bains aussi mérite une jolie finition !

de

Wasserfest.
Auch Ihr Badezimmer verdient eine schöne Veredelung!

es


Resistente al agua.
Su cuarto de baño también merece un acabado atractivo.

❶ C341 p.88

❷ SX155 p.119

❸ SX181 p.120

BATHROOM



Go multifunctional.

Give your
entire space
a consistent,
sleek look.

nl

Ga voor multifunctioneel!
Creëer eenheid en een strakke
look doorheen jouw ruimte.

fr


Osez le multifonctionnel !
Créez une unité et donnez un
look épuré à votre espace.

de

Setzen Sie auf Multifunktional!
Sorgen Sie im gesamten Raum
für ein einheitliches und strenges
Erscheinungsbild.

es

¡Decántese por la
multifuncionalidad!
Cree una unidad y un aspecto
uniforme en toda la estancia.



1 DX159-2300 p.150

2 SX162 p.98

3 C393 p.90

4 SX181 p.120



3 C393



BATHROOM



BATHROOM



- ❶ C341 p.88
- ❷ P8050 p.108
- ❸ SX118 p.120

PERSONALITY

DESERVES A
PRIVATE SPACE



2:00pm *In the*
BEDROOM

BEDROOM



Good
night.

Turn your bedroom
into a true gem.



- 1 CX127 p.100
- 2 PX120 p.111
- 3 PX103 p.110
- 4 PX116 p.110
- 5 SX137 p.119


nl
Welterusten.
Maak van je slaapkamer
een echt pareltje.

fr
Bonne nuit.
Transformez votre chambre à
coucher en un véritable petit
paradis.

de
Gute Nacht.
Machen Sie Ihr Schlafzimmer zu
einem echten Juwel.

es
Buenas noches.
Convierta su dormitorio
en una joya.

BEDROOM



1 C341 p.88

2 SX155 p.119

2 SX155



Light up the room.

Indirect lighting will take your space
to a new level.



nl
Verlicht de kamer.
Indirecte verlichting tilt de ruimte
net een klasse hoger.

fr
Illuminez la pièce.
L'éclairage indirect donne une
certaine classe à la pièce.

de
Erleuchten Sie Ihr Zimmer.
Ihr Raum wird durch indirekte
Beleuchtung aufgewertet.

es
Ilumina la habitación.
La iluminación indirecta da más
clase a la estancia.

BEDROOM

❶ C990 + P9900 p.92

❷ C380 p.131

❸ C990 + 2x P9900 p.92



❸ C990 + 2x P9900



PROJECTS

Wake up in Palm Springs

— Casa Decor (es)



en

This interior takes you back to the iconic American architecture of the 1970s in Palm Springs. Interior specialist Patricia Bustos de la Torre gives this bedroom and bathroom the summer vibes of California with some soft pastels and curved shapes.

nl

Dit interieur voert je terug naar de iconische Amerikaanse architectuur van de jaren '70 in Palm Springs. Interieurspecialiste Patricia Bustos de la Torre vertaalt de zomerse vibes in een slaap- en badkamer met zachte pasteltinten en gebogen vormen.

fr


Cet intérieur rappelle l'architecture américaine typique des années '70 à Palm Springs. La spécialiste de l'intérieur, Patricia Bustos de la Torre, traduit l'atmosphère estivale dans une chambre à coucher et dans une salle de bains à l'aide de doux tons pastel et de courbes.

de

Diese Innenraumgestaltung führt Sie zurück zur ikonischen amerikanischen Architektur der 70er Jahre in Palm Springs. Innenarchitektin Patricia Bustos de la Torre setzt in einem Schlaf- und Badezimmer die Sommerstimmung mit weichen Pastelltönen und geschwungenen Formen um.

es

Este interior le remonta a la icónica arquitectura americana de los años 70 en Palm Springs. La experta en interiores Patricia Bustos de la Torre transmite las sensaciones veraniegas en un dormitorio y cuarto de baño con suaves tonos pastel y formas arqueadas.



- 1 W102 p.142
- 2 W103 p.142
- 3 SX181 p.120
- 4 C392 p.95



Living Green

— Casa Decor (es)

en

Interior architects Inmaculada Recio and Silvia Trigueros presented their 'Living Green' suite at Casa Decor 2017 in Madrid. Their aim was to combine masculine and feminine styles in this stylish suite. They united the best of both worlds to create a classy, lively interior.

nl

Tijdens Casa Decor 2017 in Madrid presenteerden interieurarchitecten Inmaculada Recio en Silvia Trigueros, hun suite "Living Green". In deze stijlvolle suite wilden ze de mannelijke en de vrouwelijke stijl met elkaar verbinden. Ze combineerden het beste van de twee en creëerden zo een klassevol en pittig interieur.

fr

Pendant Casa Decor 2017 à Madrid, les architectes d'intérieur Inmaculada Recio et Silvia Trigueros ont présenté leur suite "Living Green". Cette suite élégante avait pour objectif d'associer le style masculin et féminin. Elles ont combiné le meilleur des deux mondes et ont créé un intérieur élégant et énergique.

de

Auf der Casa Decor 2017 in Madrid stellten die Innenarchitekten Inmaculada Recio und Silvia Trigueros ihre Suite "Living Green" vor. In dieser stilvollen Suite wollten sie den männlichen und weiblichen Stil miteinander verbinden. Sie haben das Beste von beiden kombiniert und so ein edles und rassiges Interieur geschaffen.

es

Durante la edición de Casa Decor 2017 en Madrid, las arquitectas de interiores Inmaculada Recio y Silvia Trigueros presentaron su suite "Living Green". En esta elegante suite querían unir el estilo masculino con el femenino. Combinaron lo mejor de los dos estilos y crearon así un interior con clase y vida.

1 C393 p.90

2 C356 p.86

3 CX160 p.98

4 SX181 p.120



De Huiskamer

— Roeselare (be)



en

The inviting interior of this restaurant in Roeselare is bursting with personality. A multitude of roses on the ceiling add character to the property.

nl

Dit gezellig restaurant in Roeselare stopt zeker en vast persoonlijkheid in zijn interieur! Niet één, maar een veelvoud aan rozassen sieren het plafond en geven zo extra pit aan het pand!

fr

Ce sympathique restaurant à Roulers intègre sans aucun doute de la personnalité dans son intérieur ! Pas une, mais une multitude de rosaces décorent le plafond et donnent une touche de peps supplémentaire à l'immeuble !

de

Das Interieur dieses gemütlichen Restaurants strahlt eine starke Persönlichkeit aus! Nicht eine, sondern zahlreiche Rosetten zieren die Decke und verleihen dem Gebäude einen zusätzlichen Charme!

es

Este acogedor restaurante en Roeselare expresa, sin ninguna duda, personalidad en su interior. El techo está decorado no con una, sino con varios rosetones que le dan más vida al edificio.


- 1 R10 p.145** **3 R17 p.145**
2 R31 p.145 **4 R52 p.146**




Essentiel

— Antwerp (be)

- 1 C990 p.92
- 2 C322 p.86
- 3 SX155 p.119



- 1 C342 p.90



Frederiek Van Pamel

— Bruges (be)

Hotel Das Tegernsee

— Tegernsee (de)



- ❶ PX120 | PX120F p.111
- ❷ CX127 p.100
- ❸ P8020 p.106

en

The playful ceiling of the Hotel Tegernsee dining area leaves an instant impression. The creative use of our flexible mouldings shows how versatile it is.

nl

De eetruimte van hotel Tegernsee geeft je een instant wauweffect dankzij het speelse plafond. Onze flexibele sierlijsten werden op een creatieve manier geplaatst en tonen het veelzijdig gebruik ervan.

fr

Grâce à son plafond aérien, l'espace restaurant de l'hôtel Tegernsee vous procure un effet waouh instantané. Nos moulures flexibles ont été placées de façon originale pour exposer leurs nombreuses possibilités d'utilisation.

de

Die verspielte Decke im Speisesaal des Hotel Tegernsee ist ein richtiger Hingucker. Unsere kreativ angebrachten flexiblen Zierleisten zeigen hier ihre vielseitigen Einsatzmöglichkeiten.

es

El comedor del hotel Tegernsee tiene un efecto sorprendente gracias al alegre techo. Nuestros perfiles decorativos se colocaron con creatividad y muestran las distintas posibilidades de uso que ofrecen.



The Mint

— Madrid (es)

en

The interior of this hotel certainly lives up to its name. The cool green hues throughout the hotel create a trendy, yet sophisticated ambience. The lines of the Orac Decor® mouldings complete the picture.

nl

Het interieur van dit hotel doet zijn naam alle eer aan. De koele groene tinten doorheen het hotel zorgen voor een hippe en verfijnde ambiance. Het lijnenspel, gecreëerd met de Orac Decor® profielen, vervolledigt het plaatje.

fr

L'intérieur de cet hôtel fait parfaitement honneur à son nom. Les teintes froides de vert à travers l'hôtel procurent une ambiance branchée et raffinée. Le jeu de lignes créé à l'aide des moulures Orac Decor® complète le tableau.

de

Das Interieur dieses Hotels macht seinem Namen alle Ehre. Die kühlen Grüntöne im gesamten Hotel sorgen für eine schicke und elegante Atmosphäre. Das mit Leisten von Orac Decor® erzeugte Linienspiel rundet das Bild ab.

es

El interior de este hotel hacer honor a su nombre. Los frescos tonos verdes en todo el hotel crean un ambiente moderno y refinado. El juego de líneas, creado con los perfiles Orac Decor®, completan la estampa.

❶ C200 p.87

❷ PX117 p.111





The Hoxton

— Paris (fr)

en

The ornate façade and cast-iron balconies of the hotel exude pure class. Inside the rooms, the panelling and cornice mouldings accentuate the sense of grandeur, as does the interplay between the various colours.

nl

Dit statige hotel, met de smeedijzeren balkons en een façade vol ornamenten, straalt pure klasse uit. In de kamers zorgen de lambrisering en de kroonlijsten, in combinatie met het kleurenspeel, voor de verderzetting van deze grandeur.

fr

L'hôtel majestueux, avec ses balcons en fer forgé et sa façade joliment décorée, exprime une élégance rare. Les lambris et les corniches, combinés au jeu de couleurs, prolongent cette impression de grandeur dans les chambres.

de

Das stattliche Hotel mit schmiedeeisernen Balkons und einer Fassade voller Ornamente strahlt pure Klasse aus. In den Zimmern sorgen die Tüfelung und die Friesleisten in Verbindung mit dem Farbenspiel für die Fortsetzung dieser Pracht.

es

El solemne hotel, con balcones de hierro forjado y su fachada ornamentada, irradia clase. En las habitaciones, las molduras y las cornisas junto con el juego de colores prolongan este esplendor.

Ruin Revival

— London (uk)



- ❶ P7010 p.108
- ❷ P3020 p.106
- ❸ P8040 p.108
- ❹ P8030D p.113
- ❺ P3020A p.113



Materials

MATERIALEN / MATÉRIAUX
MATERIALIEN / MATERIALES

PUROTOUCH[®]

A high-quality, high-density polyurethane that allows fine details.

Een kwalitatieve polyurethaan van hoge dichtheid die scherpe details mogelijk maakt.

Un polyuréthane de qualité à haute densité qui permet de créer des détails fins.

Ein qualitativ hochwertiges Polyurethan hoher Dichte, das schöne Details möglich macht.

Un poliuretano de alta densidad y calidad con el que crear pequeños detalles.

DUROPOLYMER[®]

An extruded and impact-resistant polymer based on a high-density polystyrene.

Geëxtrudeerde en impactbestendige polystyreenmix van hoge dichtheid.

Un polymère extrudé résistant aux impacts à base d'un mélange de polystyrènes haute densité.

Extrudierter und schlagfester, hochdichter Polystyrol-Mix.

Polímero fabricado por extrusión, resistente a impactos fuertes a base de una mezcla de poliestireno de alta densidad.

FLEX

A wide range of cornice mouldings, panel mouldings and skirting boards are also available in a flexible polyurethane version.

Een groot aantal kroonlijsten, wandlijsten en plinten zijn verkrijgbaar in een flexibele polyurethaan variant.

De nombreuses corniches, cimaises et plinthes sont disponibles dans des modèles variés en polyuréthane.

Sehr viele Fries-, Wand- und Sockelleisten sind in flexibler PU-Ausführung.

Hay disponible una versión flexible de poliuretano para una gran variedad de cornisas, molduras y zócalos.

DUROFOAM[®]

An extruded lightweight polymer based on a medium-density polystyrene blend.

Geëxtrudeerde lichtgewicht polystyreenmix van medium dichtheid.

Un polymère léger extrudé à base d'un mélange de polystyrènes de densité moyenne.


Extrudiertes, leichtes Polymer auf der Grundlage eines Polystyrol-Mix mittlerer Dichte.

Polímero extrusionado de peso ligero a base de una mezcla de poliestireno de densidad media.



| | Detail Design | Impact Resistance |
|--------------------------|---------------|-------------------|
| PUROTOUCH [®] | ☆☆☆ | ☆☆ |
| DUROPOLYMER [®] | ☆☆ | ☆☆☆ |
| DUROFOAM [®] | ☆ | ☆ |


Product Overview



Cornice Mouldings

Kroonlijsten / Corniches / Eckleisten / Cornisas

Pg. 84



Panel Mouldings

Wandlijsten / Cimaises
Wand- und Friesleisten / Molduras


Pg. 104



Skirting

Plinten / Plinthes / Sockelleisten / Zócalos

Pg. 114



Indirect Lighting

Indirecte Verlichting / Éclairage Indirect
Indirekte Beleuchtung / Iluminación Indirecta

Pg. 126



Deco Elements

Decoratieve Elementen / Éléments Décoratifs
Zierelemente / Elementos de Decoración

Pg. 138




The Perfect Finish

De Perfecte Afwerking / La Finition Parfaite
Das perfekte Finish / El Acabado Perfecto

Pg. 154

Cornice Mouldings

KROONLIJSTEN / CORNICHES
ECKLEISTEN / CORNISAS



en

A cornice creates a visually attractive transition from wall to ceiling. From sleek to baroque, from decorative to functional – we offer a quality solution for every budget. The profiles are easy to install, and a large number of designs are available in flexible versions.

nl

De overgang tussen muur en plafond wordt met een kroonlijst pas echt boeiend. Van strak tot barok, van decoratief tot functioneel; voor elk budget bieden we een kwaliteitsoplossing. De profielen zijn eenvoudig te plaatsen en een groot aantal referenties zijn ook in flexibele uitvoering beschikbaar.

fr

Une moulure ajoute un effet visuellement intéressant à la transition entre mur et plafond. Quel que soit votre budget, nous vous proposons une solution de qualité : du style minimaliste au baroque, de l'élément décoratif au fonctionnel. Les profils sont faciles à poser, et un grand nombre de produits sont également disponibles en version flexible.

de

Der Übergang zwischen Wand und Decke wird mit einer Leiste zu einem eindrucksvollen Blickfang. Von geradlinig bis barock, von dekorativ bis funktional; wir haben für jedes Budget eine Qualitätslösung im Angebot. Die Leisten sind einfach anzubringen und sind vielfach in flexiblen Ausführungen erhältlich.

es

Una cornisa crea una transición de la pared al techo visualmente atractiva. De lo sencillo a lo barroco, de lo decorativo a lo funcional: ofrecemos una solución de calidad para todos los bolsillos. La instalación de los perfiles es muy fácil y, además, hay disponible un amplio abanico de diseños en versiones flexibles.



C250 | C250F
200 x 1,6 x 1,6 cm
Purotouch®



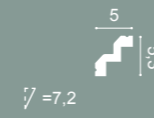
C360
200 x 2,1 x 6 cm
Purotouch®
Designed by
Jacques Vergracht



C356
200 x 2 x 10 cm
Purotouch®
Designed by
Jacques Vergracht




C602 | C602F
200 x 5,3 x 5 cm
Purotouch®



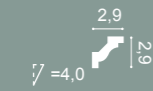
C323
200 x 5,5 x 4,2 cm
Purotouch®



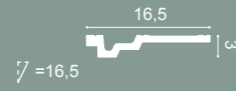
NEW



C230 | C230F
200 x 2,9 x 2,9 cm
Purotouch®



C353
200 x 3 x 16,5 cm
Purotouch®
Designed by
Jacques Vergracht



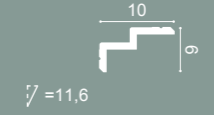
C394 STEPS
200 x 3,1 x 9,5 cm
Purotouch®
Designed by
Orio Tonini



C400
200 x 6 x 10 cm
Purotouch®



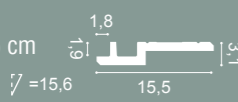
C390 STEPS
200 x 6 x 10 cm
Purotouch®
Designed by
Orio Tonini



1 C327 p.91



C395 STEPS
200 x 3,1 x 15,5 cm
Purotouch®
Designed by
Orio Tonini



C355
200 x 3,5 x 11,1 cm
Purotouch®
Designed by
Jacques Vergracht



C354
200 x 4 x 21,5 cm
Purotouch®
Designed by
Jacques Vergracht




C396 STEPS
200 x 6,1 x 18,5 cm
Purotouch®
Designed by
Orio Tonini




C391 STEPS
200 x 6 x 16 cm
Purotouch®
Designed by
Orio Tonini



C331 | C331F
200 x 6,4 x 13,5 cm
Purotouch®



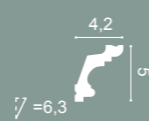
C260 | C260F
200 x 4,1 x 4,8 cm
Purotouch®



C215 | C215F
200 x 4,7 x 4,7 cm
Purotouch®



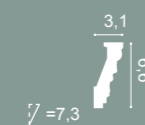
C322 | C322F
200 x 5 x 4,2 cm
Purotouch®



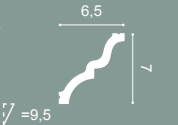
C200 | C200F
200 x 6,5 x 5,7 cm
Purotouch®



C214 | C214F
200 x 6,6 x 3,1 cm
Purotouch®



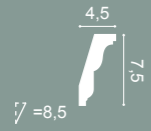
C325 | C325F MANOIR
200 x 7 x 6,5 cm
Purotouch®



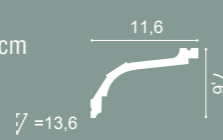
NEW




C212 | C212F
200 x 7,5 x 4,5 cm
Purotouch®




C220 | C220F
200 x 7,6 x 11,6 cm
Purotouch®




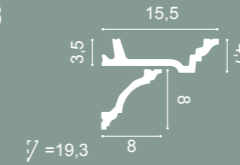
C213 | C213F
200 x 8 x 8 cm
Purotouch®



C305
200 x 4,7 x 15,5 cm
Purotouch®



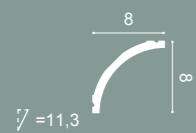
C305 + C213



C305 + C211



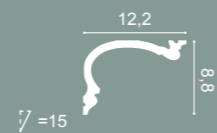
C240 | C240F
200 x 8 x 8 cm
Purotouch®



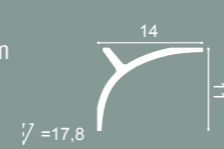
C324 AUTOIRE
200 x 8,3 x 3,4 cm
Purotouch®
Designed by
Orio Tonini



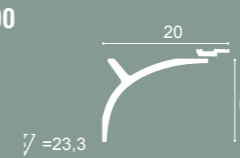
**C341 | C341F
HERITAGE**
200 x 8,8 x 12,2 cm
Purotouch®



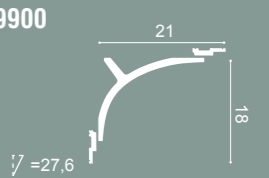
C991
200 x 11 x 14 cm
Purotouch®
Designed by
Ulf Moritz




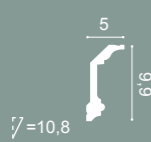
C991 + P9900



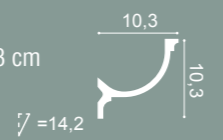
C991 + 2x P9900




C321 | C321F
200 x 9,9 x 5 cm
Purotouch®



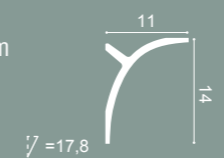
C902 | C902F
200 x 10,3 x 10,3 cm
Purotouch®



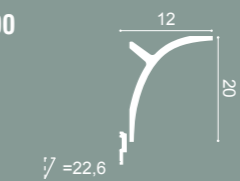
C217 | C217F
200 x 10,3 x 15,6 cm
Purotouch®



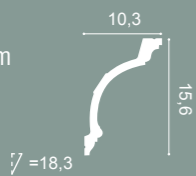
C991
200 x 14 x 11 cm
Purotouch®
Designed by
Ulf Moritz




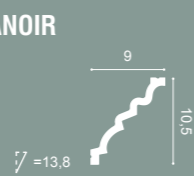
C991 + P9900



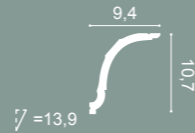
C217 | C217F
200 x 15,6 x 10,3 cm
Purotouch®




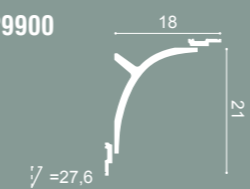
C326 | C326F MANOIR
200 x 10,5 x 9 cm
Purotouch®




C402 | C402F
200 x 10,7 x 9,4 cm
Purotouch®



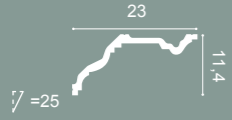
C991 + 2x P9900



1 C990 + 2x P9900 p.92
2 C381 p.131



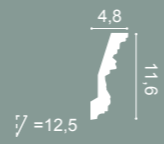
C332
200 x 11,4 x 23 cm
Purotouch®



C332
200 x 23 x 11,4 cm
Purotouch®

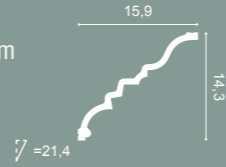


C201 | C201F
200 x 11,6 x 4,8 cm
Purotouch®




NEW

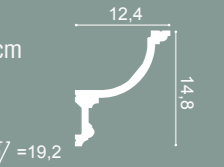
C327 MANOIR
200 x 14,3 x 15,9 cm
Purotouch®




C303 | C303F
200 x 14,4 x 6,5 cm
Purotouch®




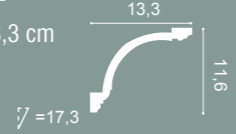
C901 | C901F
200 x 14,8 x 12,4 cm
Purotouch®




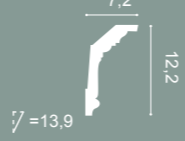
C211 | C211F
200 x 11,6 x 11,2 cm
Purotouch®




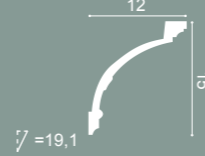
C216 | C216F
200 x 11,6 x 13,3 cm
Purotouch®



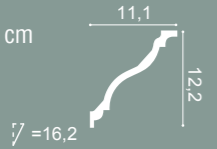
C304 | C304F
200 x 12,2 x 7,2 cm
Purotouch®



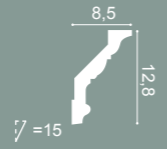
C218 | C218F
200 x 15 x 12 cm
Purotouch®



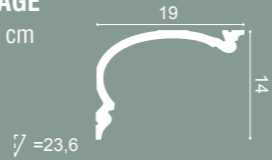
C333 | C333F
200 x 12,2 x 11,1 cm
Purotouch®



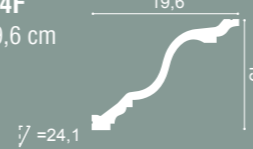
C302 | C302F
200 x 12,8 x 8,5 cm
Purotouch®



C342 HERITAGE
200 x 14 x 19 cm
Purotouch®



C334 | C334F
200 x 15 x 19,6 cm
Purotouch®




C340
200 x 25,6 x 13,5 cm
Purotouch®



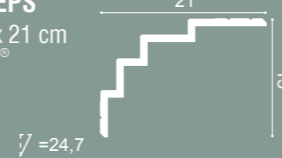
C340
200 x 13,5 x 25,6 cm
Purotouch®




C339 | C339F
200 x 14,1 x 6,4 cm
Purotouch®




C393 STEPS
200 x 15 x 21 cm
Purotouch®
Designed by
Orto Tonini




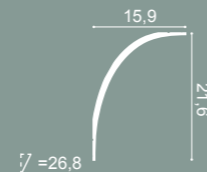
1 C343 p.94




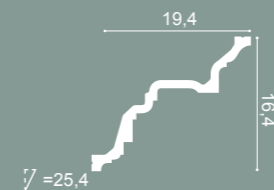
C990 INFINITY
200 x 15,9 x 21,6 cm
Purotouch®
Designed by
Xavier Donck



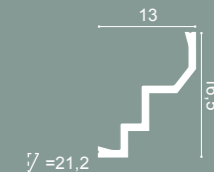
C990 INFINITY
200 x 21,6 x 15,9 cm
Purotouch®
Designed by
Xavier Donck



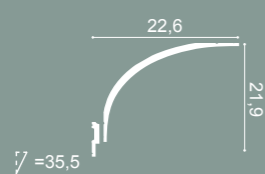
C422
200 x 16,4 x 19,4
Purotouch®



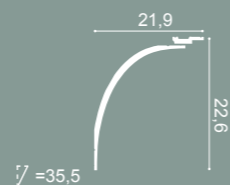
C300
200 x 16,5 x 13 cm
Purotouch®




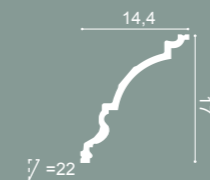
C990 + P9900



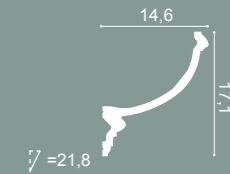
C990 + P9900




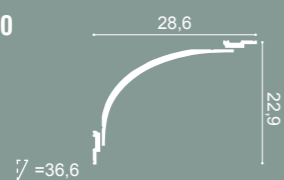
C301 | C301F
200 x 17 x 14,4 cm
Purotouch®




C900
200 x 17,1 x 14,6 cm
Purotouch®



C990 + 2x P9900



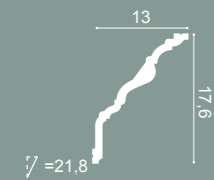
C990 + 2x P9900




C337
200 x 17,2 x 25,6 cm
Purotouch®

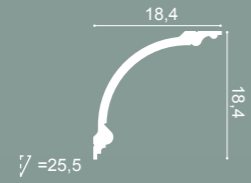


C219
200 x 17,6 x 13 cm
Purotouch®


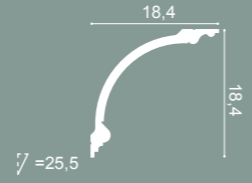





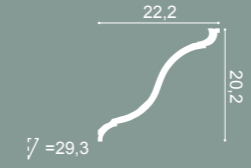
C338
200 x 18,4 x 18,4 cm
Purotouch®



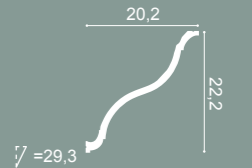
C338A BA'ROCK
200 x 18,4 x 18,4 cm
Purotouch®




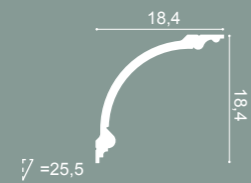
C335
200 x 20,2 x 22,2 cm
Purotouch®
Designed by
Xavier Donck




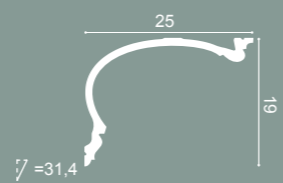
C335
200 x 22,2 x 20,2 cm
Purotouch®
Designed by
Xavier Donck



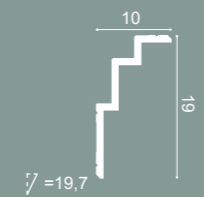
C338B BA'ROCK
200 x 18,4 x 18,4 cm
Purotouch®




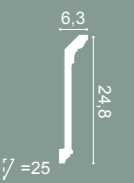
C343 HERITAGE
200 x 19 x 25 cm
Purotouch®




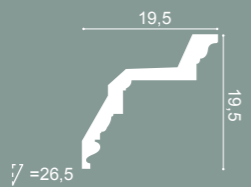
C392 STEPS
200 x 19 x 10 cm
Purotouch®
Designed by
Orio Tonini



C308 | C308F
200 x 24,8 x 6,3 cm
Purotouch®




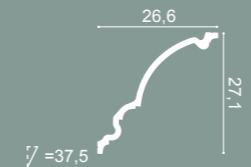
C307
200 x 19,5 x 19,5 cm
Purotouch®



1 C307 + C307A 2
C307A: 7,5 x 4 x 9,4
Duropolymer®



C336
200 x 27,1 x 26,6 cm
Purotouch®



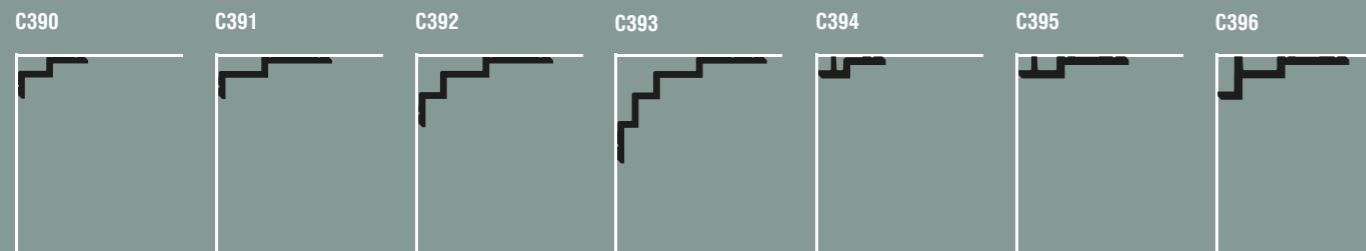
C344 HERITAGE
200 x 27,3 x 35 cm
Purotouch®



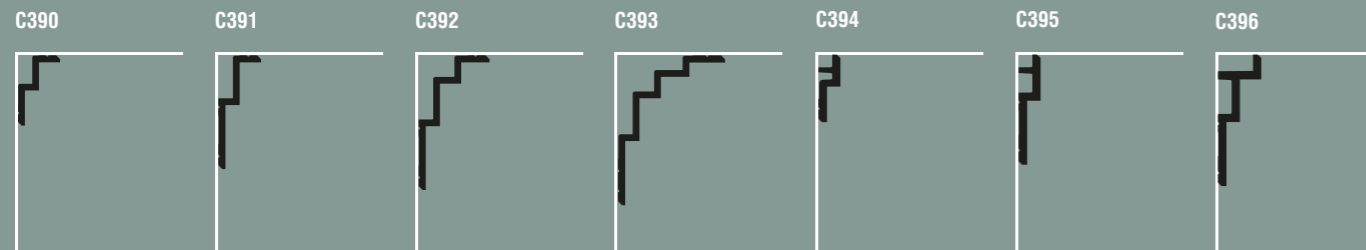
Steps



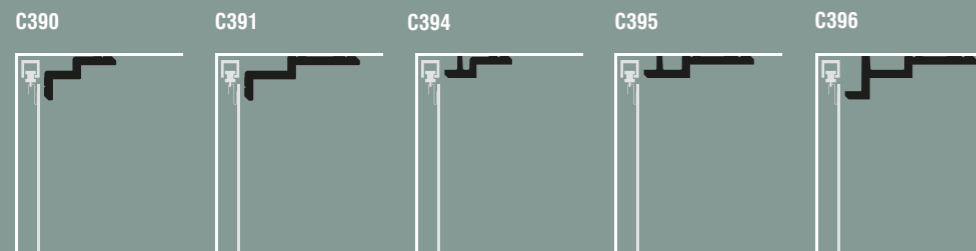
CORNICE MOULDINGS | KROONLIJSTEN | CORNICHES | ECKLEISTEN | CORNISAS



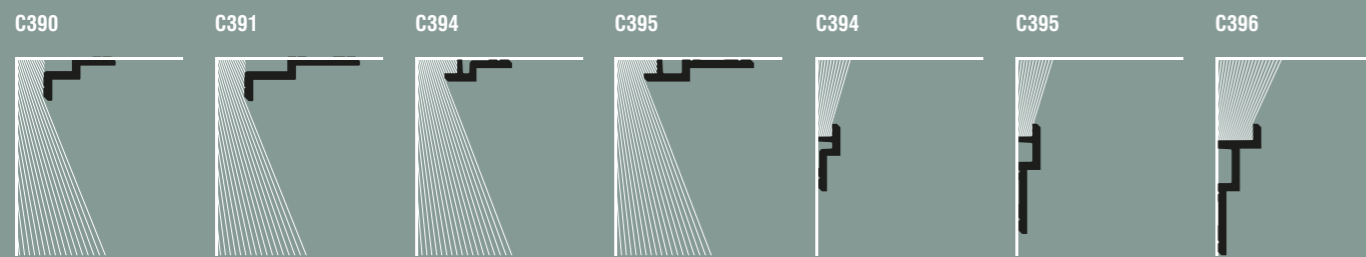
BORDER



CURTAIN PROFILES | GORDIJNPROFIELEN | PROFILS RIDEAU | GARDINENLEISTEN | CORNISAS PARA CORTINAS



INDIRECT LIGHTING | INDIRECTE VERLICHTING | ÉCLAIRAGE INDIRECT | INDIRECTE BELEUCHTUNG | ILUMINACIÓN INDIRECTA



DOWNLIGHTER

UPLIGHTER



1 C393 p.91



SX162 | SX162F SQUARE
200 x 1 x 4 cm
Duropolymer®



CX160
200 x 1,3 x 3,9 cm
Duropolymer®



SX182 | SX182F CASCADE
200 x 1,3 x 5 cm
Duropolymer®



SX157 | SX157F SQUARE
200 x 1,3 x 6,6 cm
Duropolymer®



CX161
200 x 1,3 x 6,9 cm
Duropolymer®



SX183 | SX183F CASCADE
200 x 1,3 x 7,5 cm
Duropolymer®






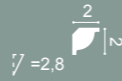
SX163 | SX163F SQUARE
200 x 1,3 x 10,2 cm
Duropolymer[®]



SX184 | SX184F CASCADE
200 x 1,3 x 11 cm
Duropolymer[®]




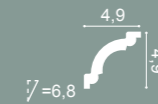
CX132 | CX132F
200 x 2 x 2 cm
Duropolymer[®]



CX110 | CX110F
200 x 4,5 x 4,1 cm
Duropolymer[®]



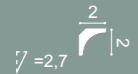
CX124 | CX124F
200 x 4,9 x 4,9 cm
Duropolymer[®]




CX108
200 x 5,4 x 5,5 cm
Duropolymer[®]



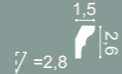
CX133
200 x 2 x 2 cm
Duropolymer[®]




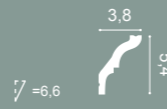
CX190 | CX190F U-PROFILE
200 x 3 x 2 cm
Duropolymer[®]
Designed by
Orio Tonini




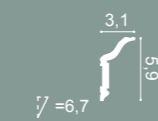
CX111
200 x 2,6 x 1,5 cm
Duropolymer[®]



CX112
200 x 5,4 x 3,8 cm
Duropolymer[®]




CX141
200 x 5,9 x 3,1 cm
Duropolymer[®]



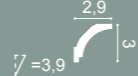
CX177
200 x 7 x 6 cm
Duropolymer[®]



CX154
200 x 3 x 3 cm
Duropolymer[®]



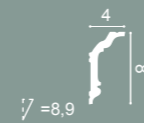
CX115
200 x 3 x 2,9 cm
Duropolymer[®]



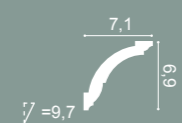
CX151
200 x 4 x 2,3 cm
Duropolymer[®]



CX176
200 x 8 x 4 cm
Duropolymer[®]



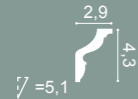
CX100 | CX100F
200 x 6,9 x 7,1 cm
Duropolymer[®]



CX101
200 x 6,9 x 7,1 cm
Duropolymer[®]




CX148 | CX148F
200 x 4,3 x 2,9 cm
Duropolymer[®]



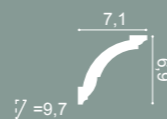
CX150
200 x 4,3 x 2,9 cm
Duropolymer[®]



CX109 | CX109F
200 x 4,4 x 4,4 cm
Duropolymer[®]



CX136
200 x 6,9 x 7,1 cm
Duropolymer[®]



CX123 | CX123F
200 x 8 x 8 cm
Duropolymer[®]

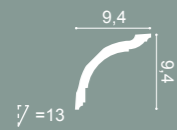


CX126
200 x 8,7 x 8,7 cm
Duropolymer[®]

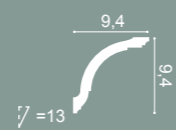




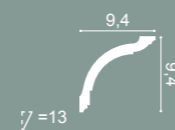
CX127 | CX127F
200 x 9,4 x 9,4 cm
Duropolymer[®]



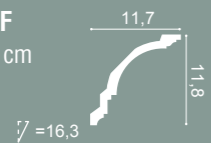
CX128
200 x 9,4 x 9,4 cm
Duropolymer[®]



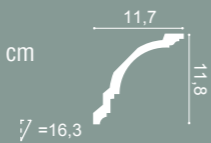
CX129
200 x 9,4 x 9,4 cm
Duropolymer[®]



CX106 | CX106F
200 x 11,8 x 11,7 cm
Duropolymer[®]



CX107
200 x 11,8 x 11,7 cm
Duropolymer[®]



CX192
200 x 12 x 6 cm
Duropolymer[®]



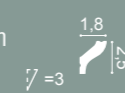
PX164
200 x 3 x 2,4 cm
Duropolymer[®]



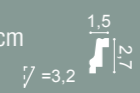
PB513
200 x 1,5 x 3,4 cm
Durofoam[®]




CB500
200 x 2,5 x 1,8 cm
Durofoam[®]



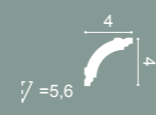
CB530
200 x 2,7 x 1,5 cm
Durofoam[®]



CB520
200 x 3,5 x 3,5 cm
Durofoam[®]




CB510
200 x 4 x 4 cm
Durofoam[®]




CB501
200 x 4,1 x 3,5 cm
Durofoam[®]




CB531
200 x 4,8 x 2,6 cm
Durofoam[®]



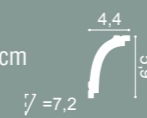
CB521
200 x 5 x 5 cm
Durofoam[®]



CB502
200 x 5,9 x 4,9 cm
Durofoam[®]



CB523
200 x 5,9 x 4,4 cm
Durofoam[®]



CB525
200 x 6,5 x 6 cm
Durofoam[®]



CB511
200 x 6,7 x 6,7 cm
Durofoam[®]



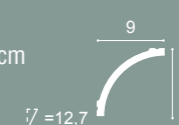
CB522
200 x 6,7 x 6,7 cm
Durofoam[®]



CB503
200 x 8,2 x 9,2 cm
Durofoam[®]



CB524
200 x 9 x 9 cm
Durofoam[®]



CB512
200 x 9,5 x 10 cm
Durofoam[®]

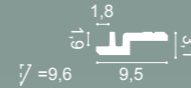


Curtain Profiles

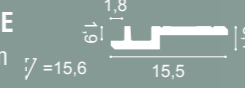
GORDIJNPROFIELEN / PROFILS RIDEAU
GARDINENLEISTEN / CORNISAS PARA CORTINAS



C394 STEPS CURTAIN PROFILE
200 x 3,1 x 9,5 cm
Purotouch®
Designed by Orio Tonini



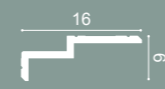
C395 STEPS CURTAIN PROFILE
200 x 3,1 x 15,5 cm
Purotouch®
Designed by Orio Tonini



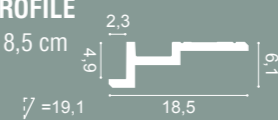
C390 STEPS CURTAIN PROFILE
200 x 6 x 10 cm
Purotouch®
Designed by Orio Tonini



C391 STEPS CURTAIN PROFILE
200 x 6 x 16 cm
Purotouch®
Designed by Orio Tonini



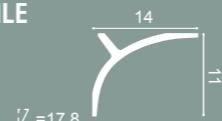
C396 STEPS CURTAIN PROFILE
200 x 6,1 x 18,5 cm
Purotouch®
Designed by Orio Tonini




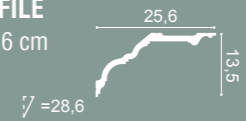
C341 | C341F HERITAGE CURTAIN PROFILE
200 x 8,8 x 12,2 cm
Purotouch®



C991 CURTAIN PROFILE
200 x 11 x 14 cm
Purotouch®
Designed by Ulf Moritz



C340 CURTAIN PROFILE
200 x 13,5 x 25,6 cm
Purotouch®




C342 HERITAGE CURTAIN PROFILE
200 x 14 x 19 cm
Purotouch®



C343 HERITAGE CURTAIN PROFILE
200 x 19 x 25 cm
Purotouch®





Panel Mouldings

WANDLIJSTEN / CIMAISES
WAND - UND FRIESLEISTEN / MOLDURAS

en

Make flat walls come to life using "wallscaping" with our extensive panel mould range. Create attractive panelling or frames on walls and ceilings in a jiffy. All designs are easy to install, and many are available in a flexible format for use on curved walls and ceilings.

nl

Een vlakke muur tot leven brengen. Wallscaping noemen wij dat. Met de uitgebreide keuze aan wandlijsten creëer je in een oogwenk een lambrisering of kader op muur en plafond. Bovendien zijn ze eenvoudig te plaatsen en veelal in flexibele uitvoering beschikbaar.

fr


Animer un mur uni, c'est ce que nous appelons le « wallscaping ». Le vaste choix de cimaises permet de créer en un clin d'œil un lambris ou un encadrement sur le mur ou le plafond. Elles sont en outre faciles à poser et bon nombre d'entre elles sont disponibles en version flexible.

de


Einer flachen Wand Leben einhauchen. Das nennen wir "Wallscaping". Mit Hilfe der breiten Auswahl an Wandleisten gestalten Sie im Handumdrehen eine Wandvertäfelung oder Wand- und Deckenspiegel. Darüber hinaus lassen sich die Leisten einfach anbringen und sind die auch in flexibler Ausführung verfügbar.

es


Dar vida a una pared desnuda: nosotros lo llamamos «wallscaping». Con nuestra extensa gama de molduras usted podrá crear paneles o marcos atractivos en sus paredes o techos en un instante. Además, son fáciles de instalar y están disponibles en una gran variedad de versiones flexibles.




P9050 | P9050F
200 x 2,5 x 1,3 cm
Purotouch[®]




P5021 | P5021F
200 x 3,1 x 0,9 cm
Purotouch[®]




P8030 | P8030F
200 x 4,1 x 1,7 cm
Purotouch[®]



P2020 | P2020F
200 x 4,4 x 2,6 cm
Purotouch[®]




P1020 | P1020F
200 x 4,9 x 2,4 cm
Purotouch[®]




P8060 | P8060F
200 x 5 x 3,5 cm
Purotouch[®]




3 SX118 p.120




P7070 | P7070F
200 x 7,4 x 2,2 cm
Purotouch[®]




1 P4020 | P4020F
200 x 5 x 2,9 cm
Purotouch[®]




P9040 | P9040F
200 x 5 x 2,5 cm
Purotouch[®]




2 P8020 | P8020F
200 x 6 x 2,6 cm
Purotouch[®]




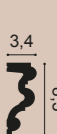
P7040 | P7040F
200 x 7,9 x 2,6 cm
Purotouch[®]




P9900 | P9900F
200 x 8 x 1 cm
Purotouch[®]




P4025 | P4025F AUTOIRE
200 x 8,3 x 3,4 cm
Purotouch[®]
Designed by
Orio Tonini




P3020 | P3020F
200 x 6,1 x 3,2 cm
Purotouch[®]




P6020 | P6020F
200 x 6,4 x 2,8 cm
Purotouch[®]




P9901 | P9901F
200 x 7 x 1,4 cm
Purotouch[®]



P5051
200 x 8,4 x 1,5 cm
Purotouch[®]
Designed by
Jacques Vergracht




P7030 | P7030F
200 x 8,5 x 1,7 cm
Purotouch[®]




P9010 | P9010F
200 x 9,1 x 3 cm
Purotouch[®]







P5020 | P5020F
200 x 9,1 x 1,3 cm
Purotouch®




P9020 | P9020F
200 x 9,6 x 2,1 cm
Purotouch®




P8040 | P8040F
200 x 10,1 x 2,2 cm
Purotouch®




P7010 | P7010F
200 x 10,5 x 2 cm
Purotouch®




P7020 | P7020F
200 x 11,1 x 1,9 cm
Purotouch®



P8050 | P8050F
200 x 12 x 3 cm
Purotouch®




P3070 RADIUS
200 x 12,5 x 3,2 cm
Purotouch®
Designed by
Ulf Moritz



P5050
200 x 20 x 1,5 cm
Purotouch®
Designed by
Jacques Vergracht



P7080
200 x 21,8 x 2,9 cm
Purotouch®



P3071 GOLF
200 x 37,2 x 7,6 cm
Purotouch®
Designed by
Ulf Moritz




PANEL MOLDINGS / WANDLUSTEN / CIMAISES / WAND- UND FRIESENLEISTEN / MOLDURAS




- 1 DX170-2300 p.150
- 2 P8020 p.106
- 3 P4020 p.106
- 4 D330LR p.150
- 5 SX118 p.120


PANEL MOLDINGS / WANDLUSTEN / CIMAISES / WAND- UND FRIESENLEISTEN / MOLDURAS




PX169 A
200 x 5,5 x 3,4 cm
Duopolymer[®]




PX147 B
200 x 16,9 x 0,9 cm
Duopolymer[®]




PX169 + PX147




PX117
200 x 3,5 x 1,5 cm
Duopolymer[®]




PX120 | PX120F
200 x 4 x 1,9 cm
Duopolymer[®]




PX131
200 x 4 x 1,9 cm
Duopolymer[®]




**SX162 | SX162F
SQUARE**
200 x 4 x 1 cm
Duopolymer[®]




PX144 | PX144F
200 x 4,7 x 0,8 cm
Duopolymer[®]




**SX182 | SX182F
CASCADE**
200 x 5 x 1,3 cm
Duopolymer[®]




PX103 | PX103F
200 x 2,5 x 1,2 cm
Duopolymer[®]




PX175 | PX175F
200 x 5 x 1,7 cm
Duopolymer[®]




DX174-2300 | DX174F
230 x 6 x 2,2 cm (DX174-2300)
Duopolymer[®]
200 x 6 x 2,2 cm (DX174F)




PX113
200 x 6 x 2,7 cm
Duopolymer[®]




CX134
200 x 3 x 3 cm
Duopolymer[®]




PX116
200 x 3,1 x 1 cm
Duopolymer[®]




CX190 | CX190F U-PROFILE
200 x 3 x 2 cm
Duopolymer[®]
Designed by
Orio Tonini



PX114
200 x 6 x 2,7 cm
Duopolymer[®]




SX159
200 x 6 x 1,2 cm
Duopolymer[®]




**SX157 | SX157F
SQUARE**
200 x 6,6 x 1,3 cm
Duopolymer[®]







**SX183 | SX183F
CASCADE**
200 x 7,5 x 1,3 cm
Duropolymer®




PX102
200 x 7,9 x 1,6 cm
Duropolymer®




DX119-2300
230 x 9,2 x 2,2 cm
Duropolymer®




DX121-2300
230 x 9,4 x 2,3 cm
Duropolymer®




**SX163 | SX163F
SQUARE**
200 x 10,2 x 1,3 cm
Duropolymer®



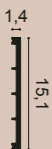
**SX184 | SX184F
CASCADE**
200 x 11 x 1,3 cm
Duropolymer®



DX170-2300
230 x 11,9 x 3,2 cm
Duropolymer®



**SX168
SQUARE**
200 x 15,1 x 1,4 cm
Duropolymer®



- 1 P3020 p.106
- 2 P8020 p.106
- 3 P3020A

- 4 P8050 p.108
- 5 SX118 p.120
- 6 P8040 p.108



P5020B + P5020
9 x 9 x 1,3 cm
Purotouch®



P101A + P1020
24,5 x 24,5 x 2,4 cm
Purotouch®



P201A + P2020 + P21
19,5 x 19,5 x 2,6 cm
Purotouch®



P801C + P8020
19,8 x 11 x 2,6 cm
Purotouch®



P4020A + P4020
16,4 x 9,1 x 2,9 cm
Purotouch®



P3020A + P3020
42,5 x 42,5 x 4 cm
Purotouch®



P20 + P101A
Ø 6,1 - 0,8 cm
Duropolymer®



P21 + P201A
6,7 x 6,7 x 0,9 cm
Duropolymer®



PX103A + PX103
19 x 3,5 x 1,2 cm
Duropolymer®



P8030D + P8030
13,2 x 13,2 x 1,7 cm
Duropolymer®



P8030C + P8030
19 x 8,6 x 1,7 cm
Duropolymer®



PX120A + PX120
19 x 8,8 x 2 cm
Duropolymer®

Skirting

PLINTEN / PLINTHES
SOCKELLEISTEN / ZÓCALOS



en

All skirting boards are made from Duropolymer[®], an impact- and water-resistant polymer mix that is fully recyclable. Cables can be hidden easily, and the flexible versions allow curved walls to be finished elegantly. The skirting boards are pre-primed for easy painting.

nl

Alle plinten bestaan uit Duropolymer[®], een schok- en waterbestendige polymermix die 100% recycleerbaar is. Kabels kunnen makkelijk verbergen en de flexibele varianten laten toe om gebogen wanden elegant af te werken. De plinten zijn bovendien van een grondlaag voorzien en makkelijk overschilderbaar.

fr

Toutes les plinthes sont en Duropolymer[®], un mélange polymère résistant à l'eau et aux impacts qui est 100 % recyclable. Elles permettent d'aisément dissimuler les câbles, et les variantes flexibles sont idéales pour une finition élégante de murs cintrés. Par ailleurs, les plinthes sont livrées avec une couche de peinture primaire et peuvent facilement être mises en peinture.

de

Alle Sockelleisten bestehen aus Duropolymer[®], einer schlag- und wasserfesten Polymermischung, die zu 100 % recycelbar ist. Kabel können ganz einfach verdeckt verlegt werden und mit den flexiblen Ausführungen lassen sich auch gekrümmte Wände elegant verschönern. Die Sockelleisten sind werkseitig grundiert und lassen sich farblich individuell und einfach beschichten.

es

Todos los zócalos están fabricados con Duropolymer[®], una mezcla de polímeros totalmente reciclable, resistente al agua y a los golpes. Los cables pueden esconderse fácilmente y las versiones flexibles permiten dar un acabado elegante a las paredes curvas. Los zócalos se entregan con una imprimación de fábrica listos para ser pintados de una manera fácil.

3 SKIRTING FAMILIES

CHOOSE YOUR STYLE. GET CREATIVE.

nl

3 families plinten.
Kies je stijl. Wees creatief.

fr

3 familles de
plinthes.
Choisissez votre style.
Faites preuve de créativité.

de

3 Sockelleisten-Familien.
Wählen Sie Ihren Stil.
Seien Sie kreativ.

es

3 familias de zócalos.
Elija su estilo. Sea
creativo.

SQUARE




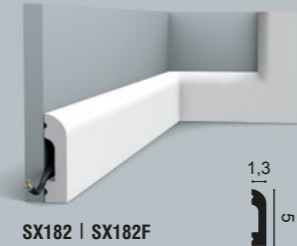

CASCADE




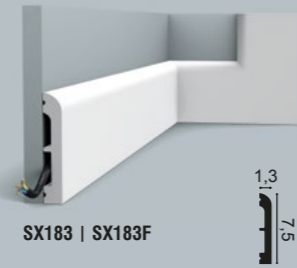
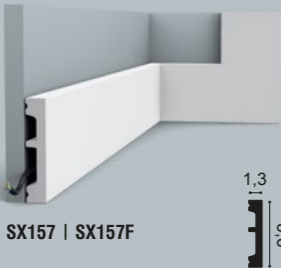
CONTOUR



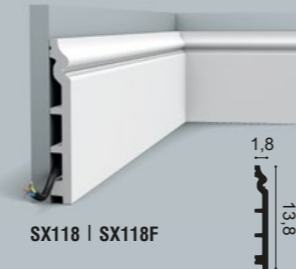
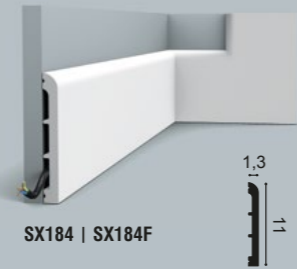
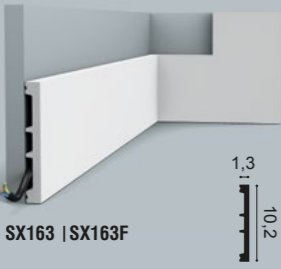
SMALL



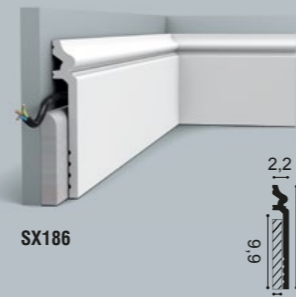
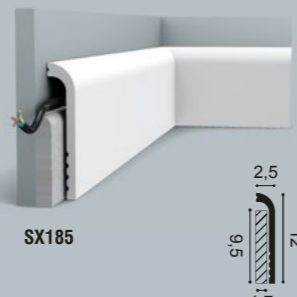
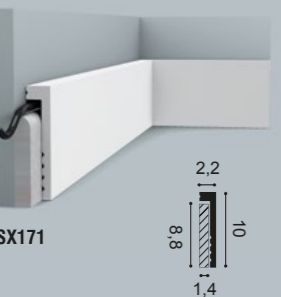
MEDIUM



BIG



COVER



ADVANTAGES

VOORDELEN / AVANTAGES / VORTEILE / VENTAJAS



PAINTABLE

Overschilderbaar | Peut être peint
Überstreichbar | Fácil de pintar




WATER RESISTANT

Waterbestendig | Résistant à l'eau
Wasserfest | Resistente al agua



SHOCK RESISTANT

Schokbestendig | Résistant aux chocs
Stoßfest | Resistente a golpes



FLEXIBLE

Flexibel



MULTIFUNCTIONAL


Multifunctioneel | Multifonctionnel
Multifunktional | Multifuncional




COVER SKIRTING

Overzetplint | Surplinthe
Abdeck-Sockelleiste
Cubre rodapié







CX132 | CX132F
200 x 2 x 2 cm
Duropolymer®




CX133
200 x 2 x 2 cm
Duropolymer®




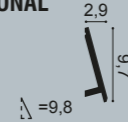
CX190 | CX190F U-PROFILE
200 x 3 x 2 cm
Duropolymer®
Designed by
Orio Tonini




SX172 | SX172F
200 x 8,5 x 1,4 cm
Duropolymer®




SX179 | SX179F DIAGONAL
200 x 9,7 x 2,9 cm
Duropolymer®
Designed by
Orio Tonini




SX137 | SX137F
200 x 9,9 x 1,5 cm
Duropolymer®




SX162 | SX162F SQUARE
200 x 4 x 1 cm
Duropolymer®




SX182 | SX182F CASCADE
200 x 5 x 1,3 cm
Duropolymer®




SX159
200 x 6 x 1,2 cm
Duropolymer®




SX171 SQUARE
200 x 10 x 2,2 cm
Duropolymer®




SX173 | SX173F CONTOUR
200 x 10 x 1,6 cm
Duropolymer®




SX163 | SX163F SQUARE
200 x 10,2 x 1,3 cm
Duropolymer®




SX157 | SX157F SQUARE
200 x 6,6 x 1,3 cm
Duropolymer®




SX165 | SX165F CONTOUR
200 x 6,9 x 1,1 cm
Duropolymer®




SX125
200 x 6,9 x 1,4 cm
Duropolymer®




SX105 | SX105F
200 x 10,8 x 1,3 cm
Duropolymer®




SX187 | SX187F HIGH LINE
200 x 7,5 x 1,2 cm
Duropolymer®
Designed by
Pierre Daems




SX183 | SX183F CASCADE
200 x 7,5 x 1,3 cm
Duropolymer®




SX122
200 x 7,9 x 2,2 cm
Duropolymer®




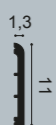
SX155 | SX155F
200 x 10,8 x 2,5 cm
Duropolymer®




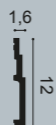
- 1 P8020 p. 106
- 2 P8050 p. 108
- 3 SX118 p. 120




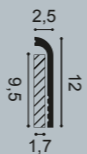
SX184 | SX184F CASCADE
200 x 11 x 1,3 cm
Duropolymer[®]




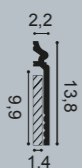
1 SX180 | SX180F HIGH LINE
200 x 12 x 1,6 cm
Duropolymer[®]
Designed by
Pierre Daems




SX185 CASCADE
200 x 12 x 2,5 cm
Duropolymer[®]




SX186 CONTOUR
200 x 13,8 x 2,2 cm
Duropolymer[®]




SX118 | SX118F CONTOUR
200 x 13,8 x 1,8 cm
Duropolymer[®]





SX138 | SX138F
200 x 13,8 x 1,5 cm
Duropolymer[®]




SX104 | SX104F
200 x 14,8 x 1,7 cm
Duropolymer[®]




SX168 SQUARE
200 x 15,1 x 1,4 cm
Duropolymer[®]



SX167 DUNE
200 x 17,3 x 4,3 cm
Duropolymer[®]
Designed by Ulf Moritz



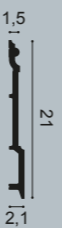
SX181 HIGH LINE
200 x 20 x 2,2 cm
Duropolymer[®]
Designed by
Pierre Daems



SX156 HIGH HEELS
200 x 20,2 x 1,6 cm
Duropolymer[®]
Designed by
Xavier Donck



3 SX191 HIGH RISE
200 x 21 x 2,1 cm
Duropolymer[®]



NEW




1 DX170-2300 p.112


2 P8020 p.106

Cover Skirting


OVERZETPLINTEN / SURPLINTHES
ABDECK-SOCKELLEISTEN / CUBRE RODAPIÉ



SX171 SQUARE
200 x 10 x 2,2 cm
Duopolymer[®]



SX185 CASCADE
200 x 12 x 2,5 cm
Duopolymer[®]



SX186 CONTOUR
200 x 13,8 x 2,2 cm
Duopolymer[®]



PAINTABLE
Overschilderbaar
Peut être peint
Überstreichbar
Fácil de pintar



WATER RESISTANT
Waterbestendig
Résistant à l'eau
Wasserfest
Resistente al agua



IDEAL FOR RENOVATIONS
Ideaal voor renovatie
Idéal pour des rénovations
Ideal für die Renovierung
Ideal para renovaciones




PX175 p.111




SX118 p.120

Multifunctional



MULTIFUNCTIONEEL / MULTIFONCTIONNEL
MULTIFUNKTIONAL / MULTIFUNCIONAL




SX180 | SX180F HIGH LINE
200 x 12 x 1,6 cm
Duropolymer®
Designed by
Pierre Daems




SX168 SQUARE
200 x 15,1 x 1,4 cm
Duropolymer®




SX181 HIGH LINE
200 x 20 x 2,2 cm
Duropolymer®
Designed by
Pierre Daems




SX162 | SX162F SQUARE
200 x 4 x 1 cm
Duropolymer®




1 SX182 | SX182F CASCADE
200 x 5 x 1,3 cm
Duropolymer®




SX159
200 x 6 x 1,2 cm
Duropolymer®




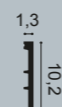
SX157 | SX157F SQUARE
200 x 6,6 x 1,3 cm
Duropolymer®



SX183 | SX183F CASCADE
200 x 7,5 x 1,3 cm
Duropolymer®



SX163 | SX163F SQUARE
200 x 10,2 x 1,3 cm
Duropolymer®



2 SX184 | SX184F CASCADE
200 x 11 x 1,3 cm
Duropolymer®



en

Profiles with endless possibilities. Each element can be used as a panel moulding, cornice moulding, door surround or as skirting board.

nl

Profielen met oneindig veel mogelijkheden. Een en hetzelfde profiel kan zowel als wand-, kroonlijst, deuroplijsting of plint gebruikt worden.

fr

Des profils avec des possibilités illimitées. Un même profil peut être utilisé comme décoration murale: comme encadrement de porte, corniche, cimaise ou comme plinthe.

de

Profile mit unzähligen Möglichkeiten. Das gleiche Element kann als Wandleiste, Eckleiste, Türumrandung oder Sockelleiste verwendet werden.



es

Molduras con un sinfín de posibilidades. El mismo y único elemento se puede utilizar como moldura, cornisa, marco para puertas o como zócalo.



Indirect Lighting

INDIRECTE VERLICHTING / ÉCLAIRAGE INDIRECT
INDIREKTE BELEUCHTUNG / ILUMINACIÓN INDIRECTA



en

Indirect lighting imparts a warm atmosphere and creates an extra spatial effect. Whether tautly linear or diffuse, as uplight or downlight, one thing is certain: it enhances the architecture. What's more, the compact LED lighting ensures an energy-efficient and durable solution.

nl

Indirecte verlichting is een echte sfeermaker en creëert een extra ruimtelijk effect. Van lineair strak tot organisch, als up- of downlighter, één ding is zeker: ze versterkt de architectuur. Dankzij de compacte LED-verlichting heb je bovendien een energiezuinige oplossing en is een lange levensduur gegarandeerd.

fr

Incontournable pour l'ambiance, l'éclairage indirect crée une illusion d'espace supplémentaire. Qu'il soit linéaire ou organique, à luminosité vers le bas ou vers le haut, l'éclairage indirect souligne indubitablement l'architecture. Grâce à l'éclairage LED compact, vous disposez en outre d'une solution économique dont la longévité est garantie.


de

Indirekte Beleuchtung sorgt für eine besondere Atmosphäre und schafft einen zusätzlichen räumlichen Effekt. Von linear bis organisch, mit auf- oder abwärts strahlendem Licht: der gesamte Raum gewinnt durch das Spiel von Licht und Schatten. Und Dank der kompakten LED-Beleuchtung sind eine hohe Energieeffizienz und eine lange Lebensdauer garantiert. Eines ist in jedem Fall sicher: Beleuchtung unterstreicht die Architektur, Farben und Oberflächenstrukturen.


es

La iluminación indirecta aporta una atmósfera cálida y crea un efecto de amplitud espacial. Ya sea una iluminación rectilínea o difusa, desde arriba o desde abajo, una cosa queda clara: realza la arquitectura del espacio interior. Además, la iluminación de los LED compactos garantiza una solución duradera y energéticamente eficiente.


INDIRECT LIGHTING / INDIRECTE VERLICHTING / ÉCLAIRAGE INDIRECT / INDIRECTE BELEUCHTUNG / ILLUMINACIÓN INDIRECTA




C357 STRAIGHT
200 x 7,1 x 11 cm
Purotouch®
Designed by Jacques Vergracht
∠ = 12,6



C358 RAIL
200 x 7,3 x 14 cm
Purotouch®
Designed by Jacques Vergracht
∠ = 15,3




C351 BOAT
200 x 7,4 x 17,3 cm
Purotouch®
Designed by Jacques Vergracht
∠ = 19




C352 FLAT
200 x 7,6 x 17,1 cm
Purotouch®
Designed by Jacques Vergracht
∠ = 18,1




C323
200 x 5,5 x 4,2 cm
Purotouch®
NEW




C324 AUTOIRE
200 x 8,3 x 3,4 cm
Purotouch®
Designed by Orio Tonini
NEW



C902 | C902F
200 x 10,3 x 10,3 cm
Purotouch®
∠ = 14,2



C901 | C901F
200 x 14,8 x 12,4 cm
Purotouch®
∠ = 19,2




C900
200 x 17,1 x 14,6 cm
Purotouch®
∠ = 21,8

INDIRECT LIGHTING / INDIRECTE VERLICHTING / ÉCLAIRAGE INDIRECT / INDIRECTE BELEUCHTUNG / ILLUMINACIÓN INDIRECTA


L3 Lighting Combinations

INDIRECT LIGHTING / INDIRECTE VERLICHTUNG / ÉCLAIRAGE INDIRECT / INDIRECTE BELEUCHTUNG / ILLUMINACIÓN INDIRECTA


C380




C382 + C380




③ C382 + C382 + C380




C382 + C382 + C381




C381




C383 + C381




C383 + C383 + C381



C383 + C382 + C381




C382 + C383





C381 + C382



C382 + C382


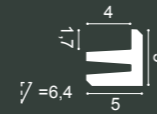


① C382 + C382 + C382




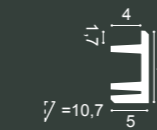
C380 L3 Linear Led Lighting

200 x 5 x 5 cm
Purotouch®
Designed by
Orio Tonini




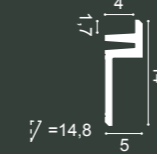
C381 L3 Linear Led Lighting

200 x 9,5 x 5 cm
Purotouch®
Designed by
Orio Tonini



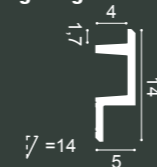
C382 L3 Linear Led Lighting

200 x 14 x 5 cm
Purotouch®
Designed by
Orio Tonini



② C383 L3 Linear Led Lighting


200 x 14 x 5 cm
Purotouch®
Designed by
Orio Tonini




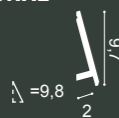
INDIRECT LIGHTING / INDIRECTE VERLICHTUNG / ÉCLAIRAGE INDIRECT / INDIRECTE BELEUCHTUNG / ILLUMINACIÓN INDIRECTA

Compact Design Lighting

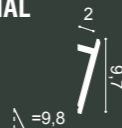
INDIRECT LIGHTING / INDIRECTE VERLICHTUNG / ÉCLAIRAGE INDIRECT / INDIRECTE BELEUCHTUNG / ILUMINACIÓN INDIRECTA




SX179 | SX179F DIAGONAL
200 x 9,7 x 2,9 cm
Duropolymer®
Designed by
Orio Tonini



1 SX179 | SX179F DIAGONAL
200 x 9,7 x 2,9 cm
Duropolymer®
Designed by
Orio Tonini




CX190 | CX190F U-PROFILE
200 x 2 x 3 cm
Duropolymer®
Designed by
Orio Tonini




CX190 | CX190F U-PROFILE
200 x 2 x 3 cm
Duropolymer®
Designed by
Orio Tonini



CX190 | CX190F U-PROFILE
200 x 2 x 3 cm
Duropolymer®
Designed by
Orio Tonini




CX188 | CX188F
200 x 3,4 x 3 cm
Duropolymer®
Designed by
Orio Tonini



CX189 | CX189F
200 x 2,7 x 2,7 cm
Duropolymer®
Designed by
Orio Tonini




USE
ALUMINIUM
PROFILE
FOR LED



INDIRECT LIGHTING / INDIRECTE VERLICHTUNG / ÉCLAIRAGE INDIRECT / INDIRECTE BELEUCHTUNG / ILUMINACIÓN INDIRECTA


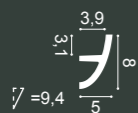
ULF MORITZ
FOR
ORAC
DECOR



C373 | C373F ANTONIO

200 x 8 x 5 cm
Purotouch®


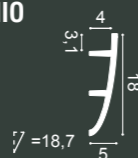
Designed by
Ulf Moritz



C374 | C374F ANTONIO

200 x 18 x 5 cm
Purotouch®


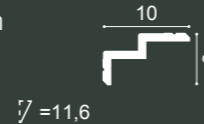
Designed by
Ulf Moritz



C390 STEPS

200 x 6 x 10 cm
Purotouch®

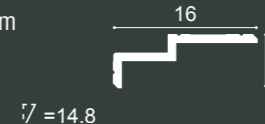
Designed by
Orio Tonini



C391 STEPS

200 x 6 x 16 cm
Purotouch®

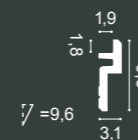
Designed by
Orio Tonini



C394 STEPS

200 x 9,5 x 3,1 cm
Purotouch®


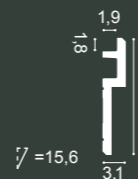
Designed by
Orio Tonini



C395 STEPS

200 x 15,5 x 3,1 cm
Purotouch®

Designed by
Orio Tonini




C396 STEPS

200 x 18,5 x 6,1 cm
Purotouch®


Designed by
Orio Tonini



C373 + C374




C373 + C373



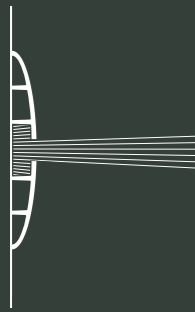
C374 + C991



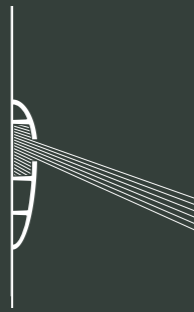
C373 + C373




C374 + C374



C373 + C374



C373 + C373



C374 + C373



C373 + C374




C374 + C374




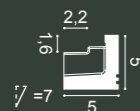
C373 + SX167





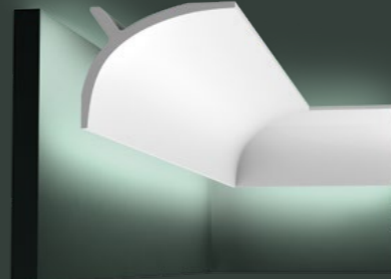
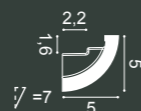
C361 STRIPE

200 x 5 x 5 cm
Purotouch®
Designed by
Pierre Daems




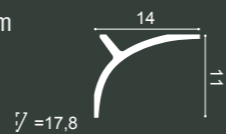
C362 CURVE

200 x 5 x 5 cm
Purotouch®
Designed by
Pierre Daems




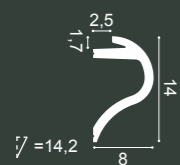
C991

200 x 11 x 14 cm
Purotouch®




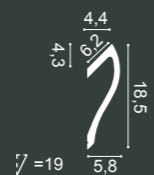
C364 WAVE

200 x 14 x 8 cm
Purotouch®
Designed by
Pierre Daems




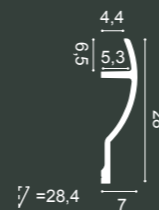
C371 SHADE

200 x 18,5 x 5,8 cm
Purotouch®
Designed by
Ulif Moritz





C372 FLUXUS

200 x 28 x 7 cm
Purotouch®
Designed by
Ulif Moritz



Deco Elements

DECORATIEVE ELEMENTEN
ELÉMENTS DÉCORATIFS / ZIERELEMENTE
ELEMENTOS DE DECORACIÓN



en

Follow your imagination. Understated and dignified classic interiors, can be created with our Deco elements. The sleek, modern designs suit contemporary homes, by adding a dramatic 3D form. The elements of these ornaments allow considerable opportunities to personalize any room.

nl

Laat je verbeelding spreken. Ingetogen en waardig in een klassiek interieur, strak en modern in een hedendaagse woning of liever een eclectisch 3D-resultaat? De eindeloze toepassingen met deze ornamenten maken elke ruimte uniek.

fr

Donnez libre cours à votre imagination. Sobres et dignes dans un intérieur classique, contemporains dans une habitation moderne ou plutôt un résultat 3D éclectique ? Ces ornements aux applications infinies rendent chaque pièce unique.

de

Lassen Sie Ihrer Fantasie freien Lauf. Stilvoll und puristisch in einer klassischen Einrichtung, geradlinig und zeitgenössisch in einer modernen Wohnung oder lieber eine ausgefallene 3D-Gestaltung? Dank der unzähligen Anwendungsmöglichkeiten dieser Ornamente lässt sich jeder Raum einzigartig gestalten.

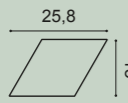
es

Escuche a su imaginación. ¿Está buscando un resultado sobrio y señorial para un interior clásico, un acabado elegante y moderno para una casa contemporánea o un efecto ecléctico en 3D? El potencial ilimitado de estos ornamentos consigue que cada habitación sea única.

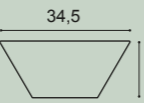
3D WALL PANELS



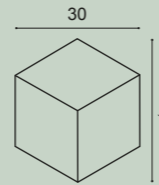
1 W100 ROMBUS
25,8 x 15 x 2,9 cm
Purotouch®



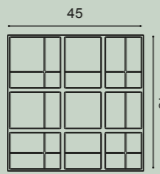

W101 TRAPEZIUM
34,5 x 15 x 2,9 cm
Purotouch®



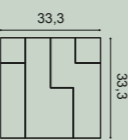

W105 ROMBUS
30 x 34,6 x 3 cm
Purotouch®



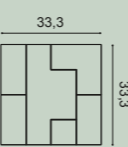

W104 KILT
45 x 45 x 3,6 cm
Purotouch®
Designed by
Orio Tonini





W102 CUBI
33,3 x 33,3 x 2,5 cm
Purotouch®




W103 CUBI
33,3 x 33,3 x 2,5 cm
Purotouch®





W106 ENVELOP
33,3 x 33,3 x 2,9 cm
Purotouch®
Designed by
Orio Tonini


W107 CIRCLE
33,3 x 33,3 x 2,9 cm
Purotouch®
Designed by
Orio Tonini





3D WALL COVERING



W108 ZIGZAG
200 x 25 x 1,8 cm
Purotouch®
Designed by
Orio Tonini

W109 VALLEY
200 x 25 x 1,3 cm
Purotouch®
Designed by
Orio Tonini

W110 HILL
200 x 25 x 1,6 cm
Purotouch®
Designed by
Orio Tonini





2 W108 ZIGZAG + 2x CX190



W109 VALLEY + 2x CX190



W110 HILL + 2x CX190

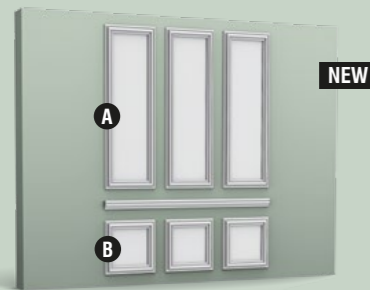


W130 CHEVRON
200 x 40 x 1,95 cm
Purotouch®





3*W130 + 2*CX190





W120 + P4025 + W121
Purotouch®
Designed by
Orio Tonini




1 W120 AUTOIRE A
50 x 150 x 3,2 cm
Purotouch®
Designed by
Orio Tonini




2 W121 AUTOIRE B
50 x 50 x 3,2 cm
Purotouch®
Designed by
Orio Tonini




3 W122 AUTOIRE C
33,3 x 33,3 x 2,6 cm
Purotouch®
Designed by
Orio Tonini




W120 + 4*W122
Purotouch®
Designed by
Orio Tonini




W121 + W122
Purotouch®
Designed by
Orio Tonini



4 W123 AUTOIRE D
33,3 x 33,3 x 3,5 cm
Purotouch®
Designed by
Orio Tonini



W120 + 4*W123
Purotouch®
Designed by
Orio Tonini



W121 + W123
Purotouch®
Designed by
Orio Tonini



CEILING ROSES / ROZETTEN / ROSACES / ROSETTEN / ROSETONES



R10 ⊕
ø 15 x 4,2 - ø 2 cm
Purotouch[®]



R11
ø 19 x 3,6 - ø 3 cm
Purotouch[®]



R12
ø 19,5 x 1,8 - ø 1 cm
Purotouch[®]



R07
ø 26 x 3 - ø 5 cm
Purotouch[®]



R08
ø 38 x 4,2 - ø 5 cm
Purotouch[®]



R13 ⊕
ø 28 x 3,1 - ø 2,5 cm
Purotouch[®]



R14 ⊕
ø 33 x 3 - ø 2,5 cm
Purotouch[®]



R31 ⊕
ø 38,5 x 2,7 - ø 3,5 cm
Purotouch[®]



R61
ø 40 x 3,1 - ø 2,5 cm
Purotouch[®]



R17 ⊕
ø 47 x 3,5 - ø 6,5 cm
Purotouch[®]



R09 ⊕
ø 48,5 x 3,7 - ø 6 cm
Purotouch[®]



R18
ø 49 x 4,7 - ø 7 cm
Purotouch[®]



R46 ⊕
ø 53,5 x 4,2 - ø 3 cm
Purotouch[®]



R66
ø 54,5 / 43 x 2,4 cm
Purotouch[®]



R76
ø 62 x 4,1 - ø 10,5 cm
Purotouch[®]



R27
ø 75 x 4,5 - ø 9 cm
Purotouch[®]



R22
77,5 x 53 x 3,6 cm
Purotouch[®]



R24
ø 79 x 6 - ø 8 cm
Purotouch[®]



R77
ø 62 x 4,2 - ø 10,5 cm
Purotouch[®]



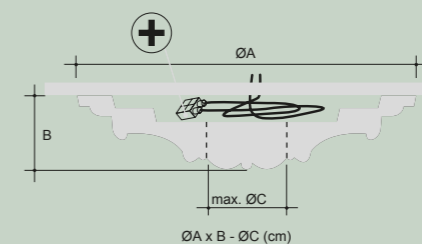
R52 ⊕
ø 69,5 x 4,8 - ø 12,5 cm
Purotouch[®]



R73 ⊕
ø 70 x 5,9 - ø 8 cm
Purotouch[®]



R64 ⊕
ø 95,2 x 4,8 - ø 7 cm
Purotouch[®]



⊕ ROOM FOR CABLES
Holte voor kabels
Place pour les câbles
Hohlraum für Kabel
Espacio para cables



R38
ø 71 x 4,2 - ø 19 cm
Purotouch[®]



R23
ø 71 x 4,4 - ø 6 cm
Purotouch[®]




R40 ⊕
ø 74,5 x 3,1 - ø 10 cm
Purotouch[®]

CEILING ORNAMENTS / PLAFONDDECORATIE / DÉCORATION DE PLAFONDS
DECKENZIERELEMENTE / DECORACIONES PARA TECHO



F30
59,5 x 59,5 x 4,3 cm
Purotouch[®]



F31
59,5 x 59,5 x 6,6 cm
Purotouch[®]



DECO ELEMENTS / DECORATIEVE ELEMENTEN / ÉLÉMENTS DÉCORATIFS
ZIERELEMENTE / ELEMENTOS DE DECORACIÓN




G78 LILY
8,8 x 4,4 x 1,9 cm
Duropolymer[®]
Designed by
Ulf Moritz




G76 SCALA
17,8 x 8 x 1,5 cm
Purotouch[®]
Designed by
Ulf Moritz



G77 LILY
19,4 x 8,8 x 1,8 cm
Duropolymer[®]
Designed by
Ulf Moritz



G70 FOLIO
20 x 9 x 2,7 cm
Duropolymer[®]
Designed by
Ulf Moritz




G72 SMILE
42,5 x 6,8 x 1 cm
Duropolymer[®]
Designed by
Ulf Moritz



G75 SCALA
27 x 21 x 1,4 cm
Purotouch[®]
Designed by
Ulf Moritz



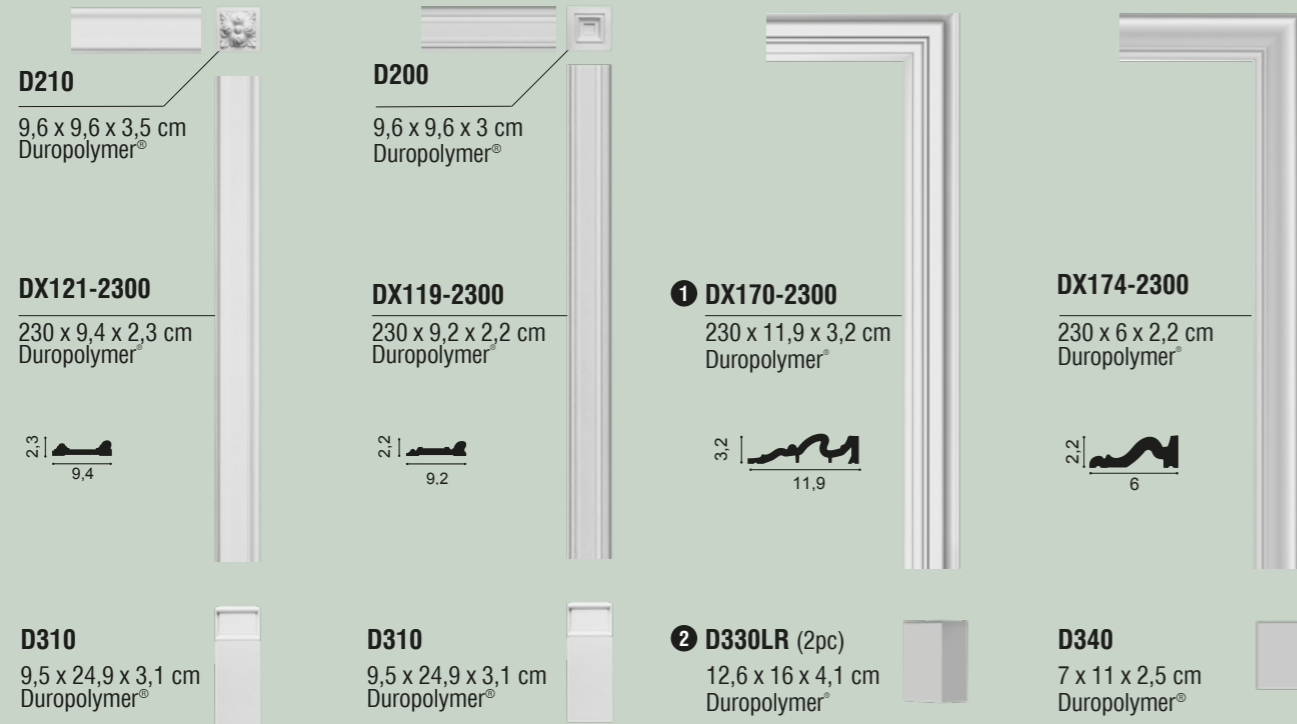
G71 SCALA
42,2 x 35 x 1,5 cm
Purotouch[®]
Designed by
Ulf Moritz




ULF MORITZ
FOR
ORAC[®]
DECOR



DOOR FRAMES / DEUROMLIJSTINGEN / ENCADREMENTS DE PORTES
TÜRÜMRANDUNGEN / MARCOS PARA PUERTAS



PEDIMENTS / FRONTONS / PEDIMENTE / FRONTALES



PANELLING / PANELEN / PANNEAUX / PANELEE / PANELES

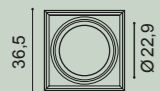


FULL COLUMNS / VOLLE ZUILEN
COLONNES ENTIÈRES / VOLLSÄULEN
COLUMNAS COMPLETAS

HALF COLUMNS / HALVE ZUILEN
DEMI-COLONNES / HALBSÄULEN
MEDIAS COLUMNAS

PILASTERS / PILASTRES / PILASTER / PILASTRAS

K1112
(H 30cm)




K1122
(H 30cm)



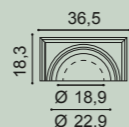
K1002
(H 199,5cm)



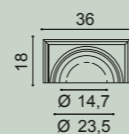
K1102
(H 202cm)



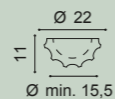
K1111
(H 30cm)



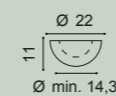
K1121
(H 30cm)



K1001
(H 199,5cm)



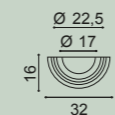
K1101
(H 202cm)



K1152 (H 12,5 cm)



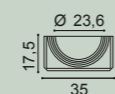
K1151 (H 12,5 cm)



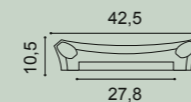
K1132 (H 57,5 cm)



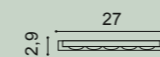
K1131 (H 57,5 cm)



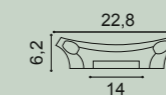
K251 (H 35 cm)



K250 (H 200 cm)



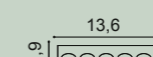
K201 (H 14,9 cm)



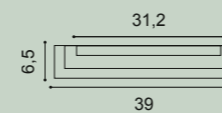
K201LR (H 14,9 cm)




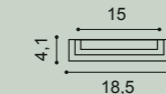
K200 (H 200 cm)



K254 (H 53,5 cm)



K202 (H 54,1 cm)



D320 (H 24,8 cm)



K1112 + K1002 + K1152 = 242 cm H
K1112 + K1002 + K1132 = 287 cm H max
K1122 + K1102 + K1152 = 242 cm H
K1122 + K1102 + K1132 = 287 cm H max

K1111 + K1001 + K1151 = 242 cm H
K1111 + K1001 + K1131 = 287 cm H max
K1121 + K1101 + K1151 = 242 cm H
K1121 + K1101 + K1131 = 287 cm H max

The Perfect Finish

De perfecte afwerking / La finition parfaite
Das perfekte Finish / El acabado perfecto

Ready? Set? Go!



ONLY FULL WARRANTY WITH DECOFIX
VOLLEDIGE GARANTIE ENKEL BIJ GEBRUIK VAN DECOFIX
GARANTIE TOTALE UNIQUEMENT AVEC COLLE DECOFIX
VOLLSTÄNDIGE GARANTIE NUR BEI DER VERWENDUNG VON DECOFIX
GARANTÍA COMPLETA SÓLO SI SE UTILIZA DECOFIX

Ready?

SURFACE & ATMOSPHERE

Omgeving & Ondergrond | Environnement & Surface | Umgebung & Untergrund | Ambiente & Superficie



Storage and installation conditions: Store profiles and adhesives at room temperature and wait 24 hours before installing.

Opslag- en plaatsingsvoorwaarden: Plaats profielen en lijmen 24 uur vóór de installatie op kamertemperatuur.
Conditions d'installation et de stockage: Stockez les profils et les colles à température ambiante 24 heures avant la pose.
Lager- und Installationsbedingungen: Profile und Kleber 24 Stunden vor Verlegung bei Zimmertemperatur lagern.
Condiciones de almacenamiento y de instalación: Colocar molduras y adhesivos en el lugar 24 horas antes de la aplicación.



Set?

DECOFIX ADHESIVES

DecoFix lijmen | Colles DecoFix | DecoFix Kleber | DecoFix Adhesivos

Interior, porous and dry surface
Binnen, poreuze en droge ondergronden |
Pose à l'intérieur, surfaces poreuses, pièces non humides | Innen, poröse/saugfähige und trockene Untergründe | Interior, superficies porosas y secas

Exterior, non-porous and humid surface
Buiten, niet-poreuze en vochtige ondergronden |
Pose à l'extérieur, surfaces non poreuses, environnement humide | Außen, nicht-poröser/saugfähiger Untergrund und Feuchträume | Exterior, superficies no porosas, ambientes húmedos

DecoFix Pro
Strong, water-based acrylic installation adhesive

FDP500 310ml | 7 > 8m
FDP600 4200ml | 65 > 110m

Seal wall / ceiling
Verbinding muur/plafond
Collage mur/plafond
Verbindung Wand/Decke
Adherencia techos/paredes

or
of
ou
oder
o

DecoFix Power*
Very strong MS-Polymer-based installation adhesive

FDP700 290ml | 7 > 8m
*Nieuwe naam voor DecoFix Hydro / Nouveau nom pour DecoFix Hydro / Neuer Name für DecoFix Hydro / Nuevo nombre para DecoFix Hydro

DecoFix Extra
Polyurethane-based adhesive

FX200 310ml | min. 80m
FX210 tube 80ml | min. 20m

Joints between mouldings*
Verbinding tussen profielen
Joints entre les profils
Nahtverbindungen zwischen Profilen
Uniones de los perfiles

*For Durofoam®: use DecoFix Pro for joints
Voor Durofoam®: gebruik DecoFix Pro voor de naden | Pour Durofoam®: utilisez DecoFix Pro pour les joints | Für Durofoam®: verwenden Sie DecoFix Pro für die Stoßstellen | Para Durofoam®: utilice DecoFix Pro para las uniones entre piezas

DecoFix Pro



FDP500 310ml
> 7 - 8m
FDP600 4200ml
> 65 - 110m

en

Extra strong installation adhesive for porous surfaces and interior applications
- Strong, water-based acrylic glue
- Long-lasting seal between mouldings and the wall and/or ceiling
- Remove with humid sponge or cloth
- Should be kept frost free
- Paintable after hardening (min. 24 hours)

DecoFix Power*



FDP700 290ml
> 7 - 8m

Extra strong MS polymer glue for exterior applications, non-porous (tiles, glass, ...) surfaces and damp environments
- Remove with soap solution
- Paintable after hardening (min. 24 hours)

DecoFix Extra



FX200 310ml
> 80m
FX210 80ml
> 20m

Polyurethane-based glue to seam joints between mouldings
- Remove excess glue before hardening (max. 1 hour and repeat after 2-3 hours)
- Clean with acetone or Synth Thinner
- Can be painted after 24 hrs
- The more humidity, the faster the drying time

nl

Extra sterke installatielijm voor poreuze ondergrond en binnentoepassingen
- Sterke acrylijm op waterbasis
- Langdurende verbinding tussen profielen en muur en/of plafond
- Verwijder met een vochtige spons of doek
- Vorstvrij bewaren
- Overschilderbaar na uitharding (min. 24u)

Extra sterke MS-polymeertijm voor buitengebruik, op niet-poreuze (tegels, glas,...) ondergrond en in vochtige ruimtes
- Verwijder met een zeepoplossing
- Overschilderbaar na uitharding (min. 24u)

Lijm op polyurethaanbasis voor naadverbindingen tussen profielen
- Verwijder de overtollige lijm vóór uitharding (herhaal na max. 1 uur en na 2 tot 3 uur)
- Maak schoon met aceton of synthetische verdunner
- Overschilderbaar na 24 uur
- Hoe hoger de vochtigheidsgraad, hoe sneller de droogtijd

fr

Colle d'installation ultra forte pour surfaces poreuses et applications intérieures
- Colle forte à base d'eau et d'acrylique
- Joint longue durée entre les moulures et le mur et/ou le plafond
- Retirez à l'aide d'une éponge ou d'un chiffon humide
- Doit être conservé à l'abri du gel
- Peut être peinte après séchage (min. 24 heures)

Colle au MS polymère extra forte pour utilisation extérieure, surfaces non poreuses (carrelage, verre, etc...) et environnements humides
- Enlevez à l'aide d'une solution savonneuse
- Peut être peinte après séchage (min. 24 heures)

Colle polyuréthane pour l'assemblage des joints entre les moulures
- Éliminez les excès de colle avant le durcissement (1 heure max. et recommencez après 2-3 heures)
- Nettoyez avec de l'acétone ou un diluant synthétique
- Peut être peint après 24 h
- Un taux d'humidité plus élevé peut accélérer le temps de séchage

de

Extra starker Montagekleber auf saugenden Untergründen und für den Innenbereich
- Starker, wasserbasierter Acrylkleber
- Langhaltende Verbindung zwischen Profilen und Wand und/oder Decke
- Mit leicht feuchtem Schwamm oder Tuch entfernen
- Frostfrei lagern
- Anstrichverträglich nach Aushärtung (min. 24 St.)

Besonders starker MS-Polymerkleber für den Außenbereich, auf nicht porösem (Fliesen, Glas, ...) Untergrund und in Feuchträumen
- Mit Seifenlösung entfernen
- Anstrichverträglich nach Aushärtung (min. 24 St.)

Polyurethanbasierter Kleber für die Nahtverbindungen zwischen Profilen
- Überschüssigen Kleber vor dem Aushärten entfernen (nach 1 Std und nach 2-3 Std wiederholen)
- Mit Aceton oder synthetischem Verdünnern reinigen
- Nach 24 Std überstreichbar
- Je höher die Luftfeuchtigkeit, desto kürzer die Trockenzeit

es

Adhesivo superfuerte para soportes porosos y aplicaciones en el interior
- Fuerte, cola acrílica con base de agua
- Larga adherencia entre molduras y techos o paredes
- Eliminar con una esponja o paño húmedo
- Debe guardarse en un ambiente seco
- Pintable después de endurecimiento (min. 24 horas)

Adhesivo MS polímero extra fuerte para aplicaciones de exterior, superficies no porosas (cerámica, vidrio, ...) y lugares húmedos
- Eliminar con agua y jabón
- Pintable después de endurecimiento (min. 24 horas)

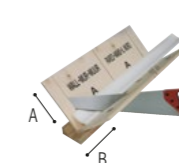
Adhesivo a base de poliuretano para unir las piezas entre si
- Eliminar cola excesiva antes de endurecer (máx. 1 hora y repetir 2-3 horas después)
- Limpiar con acetona o disolvente sintético
- Puede pintarse después de 24 horas
- Cuánta más humedad, más rápido el secado

*Nieuwe naam voor DecoFix Hydro / Nouveau nom pour DecoFix Hydro / Neuer Name für DecoFix Hydro / Nuevo nombre para DecoFix Hydro

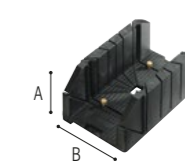
TOOLS | Toebehoren | Accessoires | Zubehör | Accesorios



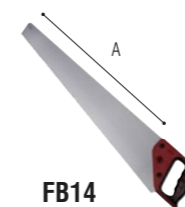
FB15



FB300
A: 29,7 cm
B: 29,1 cm



FB13
A: 12,5 cm
B: 15,5 cm



FB14
A: 60 cm




FB10
A: 27,5 cm - B: 22 cm

Go!



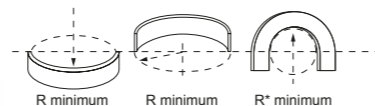
INSTALLATION VIDEOS & MANUALS
DECOFIX GLUE CALCULATOR

SCAN THE QR CODE OR
VISIT WWW.ORACDECOR.COM > INSTALLATION



Flexible Products

| Flex Radius | R min in cm | R* min in cm | Flex Radius | R min in cm | R* min in cm | Flex Radius | R min in cm | R* min in cm |
|-------------|-------------|--------------|-------------|-------------|--------------|-------------|-------------|--------------|
| C200F | 160 | | C602F | 100 | | P8050F | 80 | 200 |
| C201F | 200 | | C901F | 600 | | P8060F | 80 | 200 |
| C211F | 250 | | C902F | 600 | | P9010F | 40 | 310 |
| C212F | 120 | | CX100F | 200 | | P9020F | 30 | |
| C213F | 280 | | CX106F | 360 | | P9040F | 30 | 80 |
| C214F | 140 | | CX109F | 160 | | P9050F | 20 | 60 |
| C215F | 160 | | CX110F | 180 | | P9900F | 20 | 250 |
| C216F | 340 | | CX123F | 280 | | P9901F | 20 | 180 |
| C217F | 380 | | CX124F | 160 | | PX103F | 20 | 80 |
| C218F | 360 | | CX127F | 240 | | PX120F | 30 | 110 |
| C220F | 400 | | CX132F | 70 | | PX144F | 20 | 220 |
| C230F | 150 | | CX148F | 180 | | PX175F | 30 | 80 |
| C240F | 270 | | CX188F | 110 | | SX104F | 40 | |
| C250F | 70 | | CX189F | 90 | | SX105F | 30 | |
| C260F | 130 | | CX190F | 30 | 130 | SX118F | 40 | |
| C301F | 320 | | DX174F | 60 | 300 | SX137F | 40 | |
| C302F | 250 | | P1020F | 30 | 80 | SX138F | 40 | |
| C303F | 180 | | P2020F | 30 | 80 | SX155F | 30 | |
| C304F | 250 | | P3020F | 50 | 180 | SX157F | 35 | 260 |
| C308F | 120 | | P4020F | 40 | 200 | SX162F | 20 | 80 |
| C321F | 140 | | P4025F | 70 | | SX163F | 35 | |
| C322F | 160 | | P5020F | 30 | | SX165F | 40 | |
| C325F | 300 | | P5021F | 20 | 70 | SX172F | 35 | |
| C326F | 500 | | P6020F | 30 | 250 | SX173F | 45 | |
| C331F | 420 | | P7010F | 20 | | SX179F | 35 | |
| C333F | 300 | | P7020F | 30 | | SX180F | 45 | |
| C334F | 380 | | P7030F | 30 | 250 | SX182F | 35 | |
| C339F | 380 | | P7040F | 40 | 320 | SX183F | 40 | |
| C341F | 400 | | P7070F | 30 | 230 | SX184F | 45 | |
| C373F | 100 | | P8020F | 40 | 130 | SX187F | 40 | |
| C374F | 130 | | P8030F | 20 | 70 | | | |
| C402F | 300 | | P8040F | 30 | | | | |



Discover our flexible collection.
 Ontdek onze flexibele collectie.
 Découvrez notre collection flexible.
 Entdecken Sie unsere flexible Kollektion.
 Descubre nuestra colección flexible.

WWW.ORACDECOR.COM



en

A wide range of cornice mouldings, panel mouldings and skirting boards are available to give curved walls and ceilings an elegant finish. These elements are also light and can be painted.

The sky is the limit: add curved lines and circles to your walls and ceilings in no time.

nl

Een groot aantal kroonlijsten, wandlijsten en plinten zijn verkrijgbaar in een flexibele variant. Ook gebogen wanden en plafonds kunnen zo elegant worden afgewerkt. Ze zijn bovendien ook licht en overschilderbaar!

Je kan het zo gek niet bedenken: gebogen lijnen en cirkels zet je zonder enige moeite op muur en plafond.

fr

De nombreuses corniches, cimaises et plinthes sont disponibles dans des modèles variés. Les murs et plafonds courbes peuvent également bénéficier d'une finition élégante. En outre, ils sont clairs et peuvent être peints!

Vous n'auriez jamais imaginé qu'il serait aussi facile d'installer des lignes courbes et des cercles au mur et au plafond.

de

Sehr viele Fries-, Wand- und Sockelleisten sind in flexibler Ausführung erhältlich. Auch geschwungene Wände und Decken lassen sich so elegant verschönern. Zudem sind sie leicht und können überstrichen werden!

Unvorstellbar! Auch geschwungene Linien und Kreise lassen sich problemlos an Wänden und Decken anbringen.

es

Hay disponible una variante flexible para una gran variedad de cornisas, molduras y zócalos. Así se puede dar un elegante acabado a paredes y techos arqueados. ¡Además, son ligeros y están listos para pintar!

Todo lo que pueda imaginar: coloque líneas arqueadas y círculos sin problema en la pared y el techo.

CONCEPT

Bjorn Verlinde
Brando
Gazeuse

GRAPHICS

Gazeuse

SPECIAL THANKS TO

| | | |
|------------------------------------|--|----------------|
| Balo Living in Style | www.balo.be | 12, 13, 24, 25 |
| Toon Degruyter | www.toondegruyter.be | 12, 13, 24, 25 |
| Eichholtz | www.eichholtz.com | 14, 15 |
| Groep Versluys | www.groepversluys.be | 16, 17 |
| Naudts Patrick | Belex | 22, 23, 35 |
| Perfect Living by Nathalie Bakker | www.perfectliving.be | 28, 29, 49 |
| Peckers Pascale | pascale@peckers.me, Ph.: Mireille Roobaert | 30, 31 |
| Stadsbader Marie | www.stadsbadermarie.com | 34, 82 |
| Interpoint | www.interpoint-antwerpen.be | 36, 37 |
| Ignacio Carrasco y Alberto Porras | www.odonnell14.bulthaup.com | 40, 41 |
| Koeslag Dennis | info@studiofabels.nl | 48, 58, 59 |
| Inmaculada Recio, Silvia Trigueros | www.elerom62.com | 51, 66, 67 |
| Patricia Bustos | www.mrsblossom.es | 64, 65 |
| De Huiskamer | www.dehuiskamer.be | 68, 69 |
| Swyngedauw Nicolas | info@nsdeco.be | 68, 69 |
| Esfan Eghtessadi, Inge Onsea | www.essentiel-antwerp.com | 70 |
| Van Pamel Frederiek | www.frederiekvanpamel.be | 71 |
| Hotel Das Tegernsee | www.dastegernsee.de | 72, 73 |
| Pieter Porters | www.houseofporters.com | 78, 79 |
| Old School | www.oldschooltechniques.com | 78, 79 |
| Zariza Art | www.zarizart.ru | 135 |
| Maries Corner | www.mariescorner.com | 143 |

Emilie, Anne Gaëlle, Grace, Astrid, Bettina, Antonio, Clément, Peter, Benedikt Vdv,
Verne, Brian Hallett, CASA DECOR Madrid

REGISTERED CTM DESIGN N°

| | | | |
|----------------------|---------------------|---------------------------|-----------------------|
| C335/000995576-0001 | C373/002524769-0005 | CX176/003242569-0009 | PX175/003242569-0012 |
| C336/1035273-0001 | C374/002524769-0006 | CX177/003242569-0010 | R70/2088880-0006 |
| C337/1810706-0001 | C380/003242569-0001 | CX188/005329026-0004 | SX156/000995576-0006 |
| C338/1978214-0001 | C381/003242569-0002 | CX189/005329026-0005 | SX165/002341727-0001 |
| C338A/002341727-0007 | C382/003242569-0003 | CX190/005329026-0006 | SX167/2088880-0007 |
| C338B/002341727-0006 | C383/003242569-0004 | DX168-2300/002341727-0004 | SX171/002920140-0001 |
| C339/1978214-0002 | C390/003242569-0005 | DX170/002524769-0008 | SX172/003242569-0013 |
| C340/1978214-0003 | C391/003242569-0006 | DX174-2300/003242569-0011 | SX173/003242569-0014 |
| C341/002524769-0001 | C392/003242569-0007 | DX182/'004097780-0002 | SX179/003242569-0015 |
| C342/002524769-0002 | C393/003242569-0008 | DX183/'004097780-0003 | SX180/003242569-0016 |
| C343/002524769-0003 | C394/005329026-0001 | DX184/'004097780-0004 | SX181/003242569-0017 |
| C344/002524769-0004 | C395/005329026-0002 | G70/002158089-0001 | SX185/'004097780-0005 |
| C351/000257464-0003 | C396/005329026-0003 | G71/002158089-0002 | SX186/'004097780-0006 |
| C352/000257464-0004 | C990/000995576-0002 | G72/002158089-0003 | SX187/005329026-0007 |
| C353/000257464-0005 | C991/002524769-0007 | G73/002158089-0004 | W100/003356278-0001 |
| C354/000257464-0006 | CB500/1035273-0006 | P3020A/002341727-0005 | W101/003356278-0002 |
| C355/000257464-0007 | CB501/1035273-0005 | P3070/2088880-0004 | W102/003356278-0003 |
| C356/000257464-0008 | CB502/1035273-0007 | P3071/2088880-0005 | W103/003356278-0004 |
| C361/1890526-0001 | CB503/1890526-0005 | P8050/000995576-0003 | W104/003356278-0005 |
| C362/1890526-0002 | CB510/1035273-0004 | P8060/1810706-0002 | W105/'004097780-0001 |
| C363/1890526-0003 | CB511/1035273-0003 | P9900/000995576-0004 | W106/005329026-0008 |
| C364/1890526-0004 | CB512/1890526-0007 | P9901/000995576-0005 | W107/005329026-0009 |
| C370/2088880-0001 | CB523/1035273-0002 | PB513/1890526-0006 | W108/005329026-0010 |
| C371/2088880-0002 | CB530/1890526-0008 | PX147/002341727-0003 | |
| C372/2088880-0003 | CB531/1890526-0009 | PX169/002341727-0002 | |

Guarantee terms and conditions apply if provided installation instructions have been followed to the letter. Fire retardant standards. In many interiors and projects strict fire regulations are imposed. Therefore, ORAC has implemented a number of solutions depending on the country and its regulations. Please contact us for more information.

The information in this catalogue is without engagement. Changes and discrepancies in sizes or/and shapes against those stated in the catalogue can occur.

This catalogue and the design embodied within are protected by copyright law and international treaties. Unauthorized reproduction of the catalogue, any portion of it or the reproduction of the designs embodied therein may result in severe civil and criminal penalties and will be prosecuted to the maximum.

Further legal information can be found on: www.oracdecor.com/nl/disclaimer.

ORAC HEADQUARTERS

NV ORAC SA

Biekorfstraat 32
8400 Ostend, BELGIUM
T +32 59 80 32 52
info@oracdecor.com

ORAC BELGIË

T +32 59 80 32 52
belgie@oracdecor.com
belgique@oracdecor.com

ORAC DEUTSCHLAND

T 0800 181 3694
deutschland@oracdecor.com

ORAC AUSTRIA

T 0800 292082
oesterreich@oracdecor.com

ORAC EXPORT

T +32 59 80 32 52
export@oracdecor.com

ORAC FRANCE

T 0800 900 358
france@oracdecor.com

ORAC NEDERLAND

T 0800 022 2125
nederland@oracdecor.com

ORAC RUSSIA

249020, Россия, Калужская область,
Боровский район, Индустриальный парк Ворсино,
3-ий восточный проезд, строение 4
ООО «Орак»
+7 495 799 70 60
info@oracdecor.ru

ORAC SLOVAKIA S.R.O.

Kpt. Nalepku 6
08271 Lipany - SK
T +421 514 891 581
slovakia@oracdecor.com

ORAC SPAIN

C/ Roger de Llúria 67-69 Pral 2^a
08009 Barcelona - Es
T 938 564 900
T 900 993 289
spain@oracdecor.com

ORAC (UK) LTD

City Business Centre
Brighton Road, Unit 8
Horsham RH13 5BB - UK
T +44 1403 240 102
uk@oracdecor.com